


# Cookridge Primary School – End of Key Stage 2 data - 2018



## Cookridge Primary School – EYFS Data Summary for 2017-18 (Un-validated)

	School	National Data	School APS	National APS
Expected Standard Good Level of Development (GLD)	<b>78.8%</b> (+8.8% on 2016) (+5% on 2017)	<b>71.6%</b>	<b>37.8</b> (+3.0% on 2016)	<b>34.6</b>


## Cookridge Primary School – Year 1 Phonics for 2017-18 (Un-validated)

	Year 1	
	School	National Data
Expected Standard	<b>95.5%</b> (+13.4% on 2016) (+0% on 2017)	<b>82.5%</b>


## Cookridge Primary School – Key Stage 1 Data Summary for 2017-18 (Un-validated)

45 pupils

		School	National Data (2018)
Expected Standard	Reading, Writing & Maths	<b>75.6%</b> (+31.6% on 2017)	<b>65.3%</b>
Higher Standard	Reading, Writing & Maths	<b>13.3%</b> (+11% on 2017)	<b>11.7%</b>
Expected+ Standard	Maths	<b>80%</b> (+15% on 2016) (+13% on 2017)	<b>75%</b>
	Reading	<b>80%</b> (+15% on 2016) (+13% on 2017)	<b>75%</b>
	Writing	<b>78%</b> (+15% on 2016) (+30% on 2017)	<b>69.9%</b>
Higher Standard	Maths	<b>27%</b> (+18% on 2016) (+9% on 2017)	<b>21.8%</b>
	Reading	<b>27%</b> (+16% on 2016) (+7% on 2017)	<b>25.6%</b>
	Writing	<b>16%</b> (+5% on 2016) (+14% on 2017)	<b>16%</b>



# Cookridge Primary School – End of Key Stage 2 data - 2018



## Cookridge Primary School – Key Stage 2 Data Summary for 2017-18 (Un-validated)

**41 Pupils**

		School	National Data	Progress (National baseline)
<b>Expected Standard</b>	<b>Reading, Writing &amp; Maths</b>	<b>68%</b> (+20.7% on 2016) (+30.2% on 2017)	<b>64%</b>	
<b>Higher Standard</b>	<b>Reading, Writing &amp; Maths</b>	<b>14.6%</b> (+9.8% on 2016) (+7.5% on 2017)	<b>9.9%</b>	
<b>Expected+ Standard</b>	<b>Maths</b>	<b>81%</b> (+17% on 2016) (+18% on 2017)	<b>76%</b>	<b>+3.63(-5)</b> <b>-1.08 (2017)</b>
	<b>Reading</b>	<b>81%</b> (+26% on 2016) (+27% on 2017)	<b>75%</b>	<b>+1.31(-5)</b> <b>-3.15 (2017)</b>
	<b>Writing</b>	<b>81%</b> (+10% on 2016) (+5% on 2017)	<b>78%</b>	<b>-0.34(-7)</b> <b>-0.71 (2017)</b>
	<b>Grammar, Punctuation and Spelling</b>	<b>90%</b> (+35.4% on 2016) (+26% on 2017)	<b>78%</b>	
<b>Higher Standard</b>	<b>Maths</b>	<b>51%</b> (+27% on 2016) (+31% on 2017)	<b>28%</b>	
	<b>Reading</b>	<b>37%</b> (+13% on 2016) (+12% on 2017)	<b>28%</b>	
	<b>Writing</b>	<b>22%</b> (+15% on 2016) (+7% on 2017)	<b>19.9%</b>	
	<b>Grammar, Punctuation and Spelling</b>	<b>51.2%</b> (+39.3% on 2016) (+36.9% on 2017)	<b>34.4%</b>	
<b>Average Scaled Score</b>	<b>Maths</b>	<b>108.3</b> (+5 on 2017)	<b>104.4</b>	
	<b>Reading</b>	<b>106.6</b> (+5 on 2017)	<b>105.1</b>	
	<b>Grammar, Punctuation and Spelling</b>	<b>108.1</b> (+4 on 2017)	<b>106.2</b>	