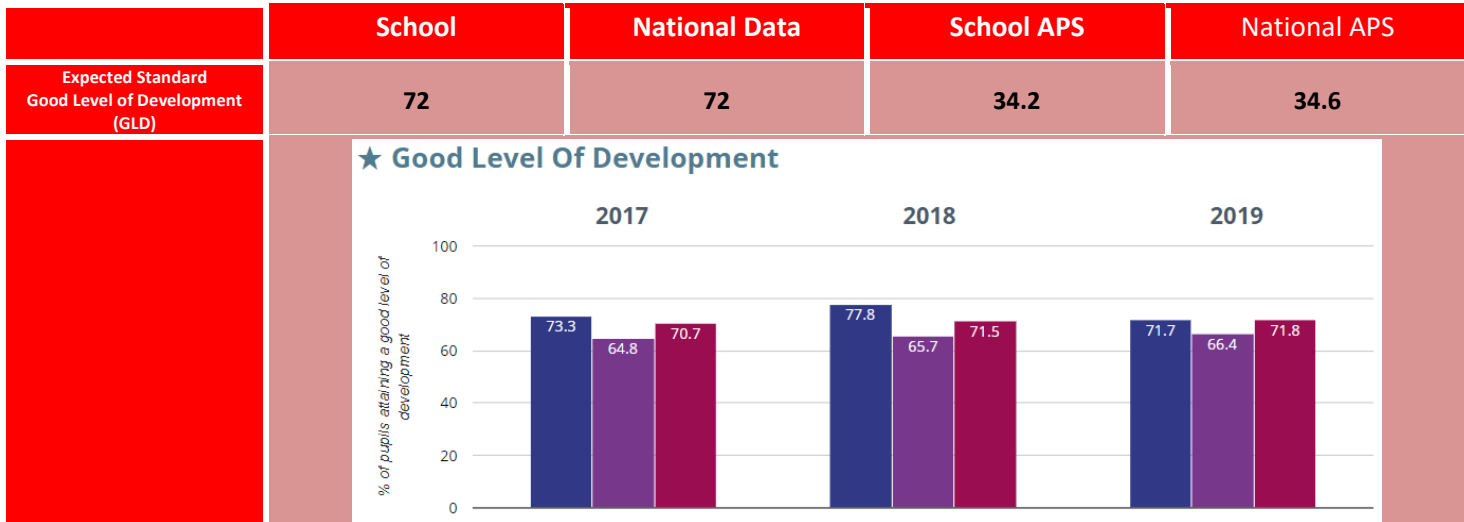


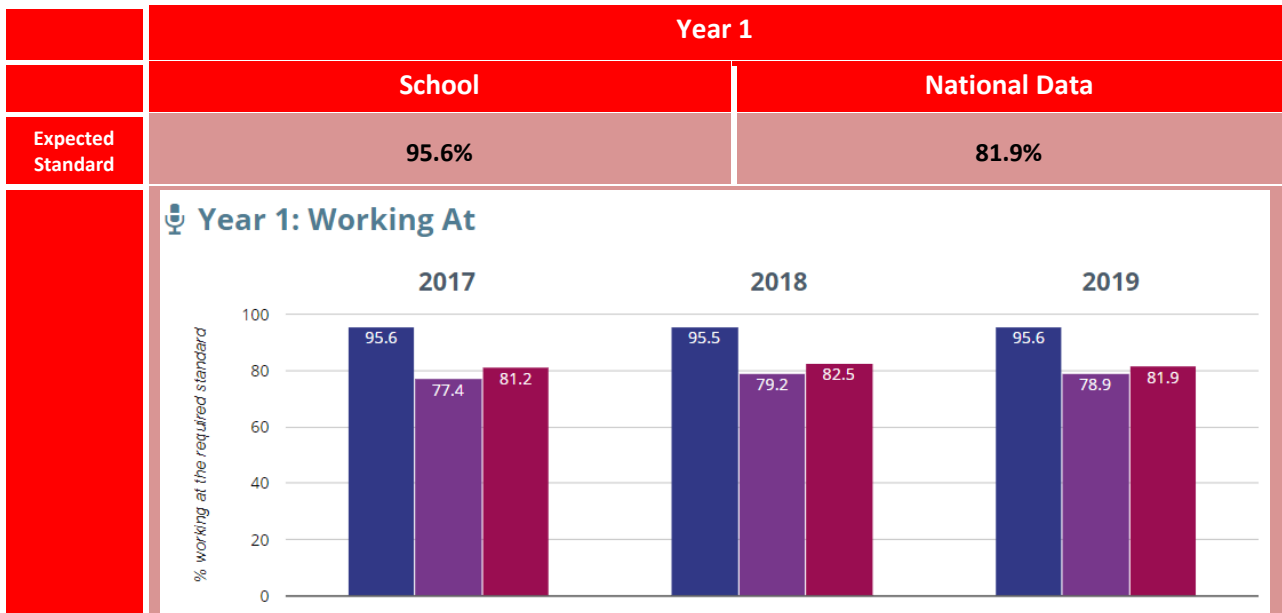
Key for graphs:

- Cookridge Primary School
- Leeds (233)
- NCER National (17644)

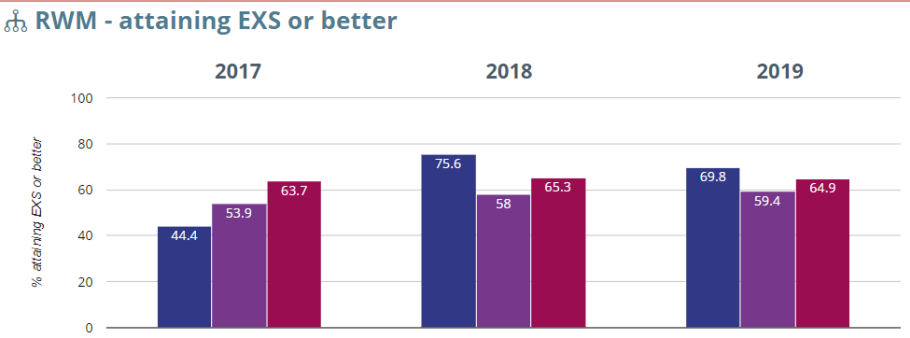
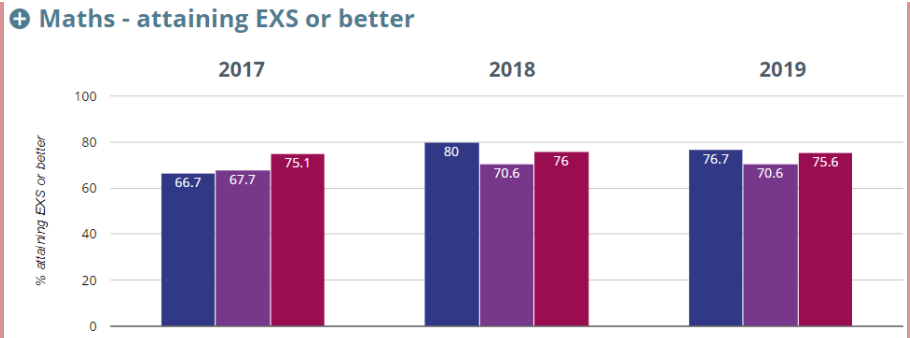
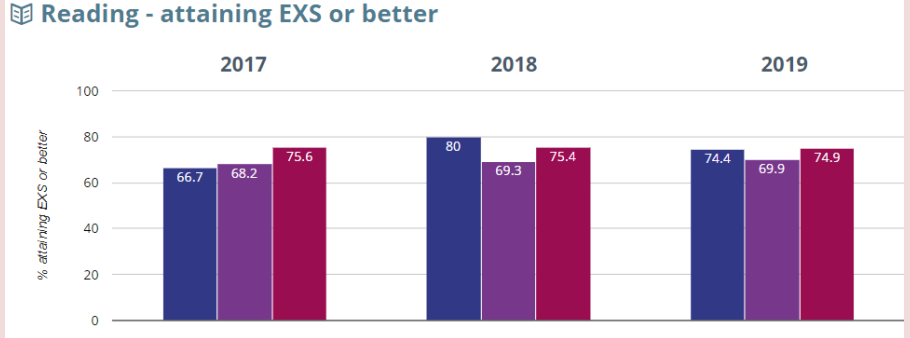
Cookridge Primary School – EYFS Data Summary for 2018-19 (Un-validated)



Cookridge Primary School – Year 1 Phonics for 2018-19 – (Un-validated)

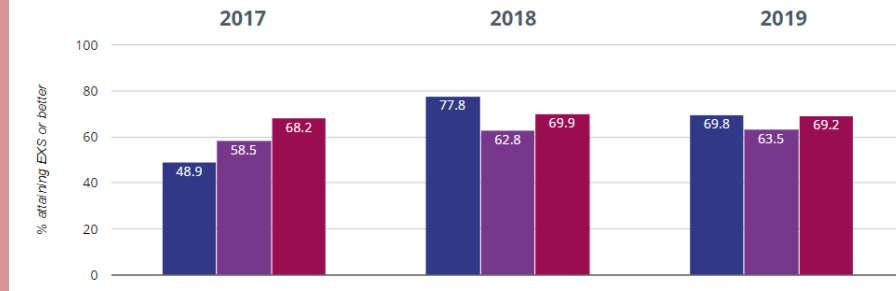


Cookridge Primary School – Key Stage 1 Data Summary for 2018-19 (Un-validated)

		School (2019)	National Data (2019)																
Expected Standard	Reading, Writing & Maths	69.8	64.9																
	 <table border="1"> <caption>RWM - attaining EXS or better</caption> <thead> <tr> <th>Year</th> <th>Category 1</th> <th>Category 2</th> <th>Category 3</th> </tr> </thead> <tbody> <tr> <td>2017</td> <td>44.4</td> <td>53.9</td> <td>63.7</td> </tr> <tr> <td>2018</td> <td>75.6</td> <td>58</td> <td>65.3</td> </tr> <tr> <td>2019</td> <td>69.8</td> <td>59.4</td> <td>64.9</td> </tr> </tbody> </table>			Year	Category 1	Category 2	Category 3	2017	44.4	53.9	63.7	2018	75.6	58	65.3	2019	69.8	59.4	64.9
Year	Category 1	Category 2	Category 3																
2017	44.4	53.9	63.7																
2018	75.6	58	65.3																
2019	69.8	59.4	64.9																
Higher Standard	Reading, Writing & Maths	7	11.2																
Expected+ Standard	Maths	76.7	75.6																
	 <table border="1"> <caption>Maths - attaining EXS or better</caption> <thead> <tr> <th>Year</th> <th>Category 1</th> <th>Category 2</th> <th>Category 3</th> </tr> </thead> <tbody> <tr> <td>2017</td> <td>66.7</td> <td>67.7</td> <td>75.1</td> </tr> <tr> <td>2018</td> <td>80</td> <td>70.6</td> <td>76</td> </tr> <tr> <td>2019</td> <td>76.7</td> <td>70.6</td> <td>75.6</td> </tr> </tbody> </table>			Year	Category 1	Category 2	Category 3	2017	66.7	67.7	75.1	2018	80	70.6	76	2019	76.7	70.6	75.6
	Year	Category 1	Category 2	Category 3															
	2017	66.7	67.7	75.1															
2018	80	70.6	76																
2019	76.7	70.6	75.6																
Reading	74.4	74.9																	
 <table border="1"> <caption>Reading - attaining EXS or better</caption> <thead> <tr> <th>Year</th> <th>Category 1</th> <th>Category 2</th> <th>Category 3</th> </tr> </thead> <tbody> <tr> <td>2017</td> <td>66.7</td> <td>68.2</td> <td>75.6</td> </tr> <tr> <td>2018</td> <td>80</td> <td>69.3</td> <td>75.4</td> </tr> <tr> <td>2019</td> <td>74.4</td> <td>69.9</td> <td>74.9</td> </tr> </tbody> </table>			Year	Category 1	Category 2	Category 3	2017	66.7	68.2	75.6	2018	80	69.3	75.4	2019	74.4	69.9	74.9	
Year	Category 1	Category 2	Category 3																
2017	66.7	68.2	75.6																
2018	80	69.3	75.4																
2019	74.4	69.9	74.9																
Writing	69.8	69.2																	

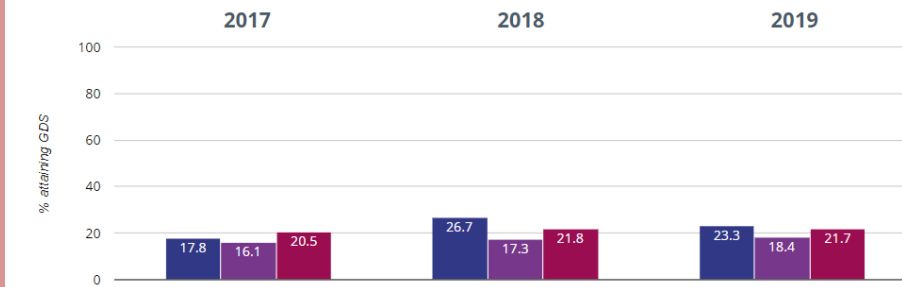
Higher Standard

✍ Writing - attaining EXS or better



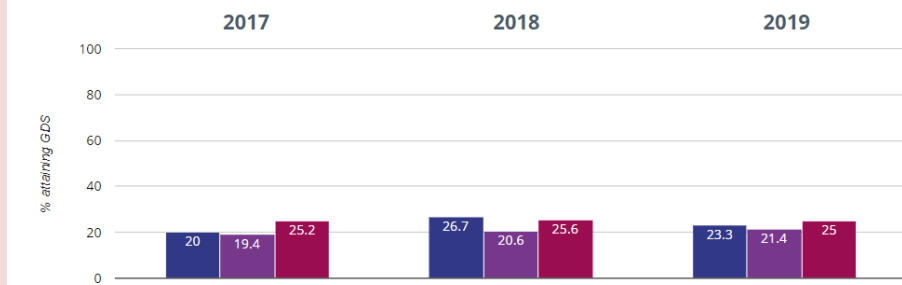
Maths	23	21.7
--------------	-----------	-------------

➕ Maths - attaining GDS



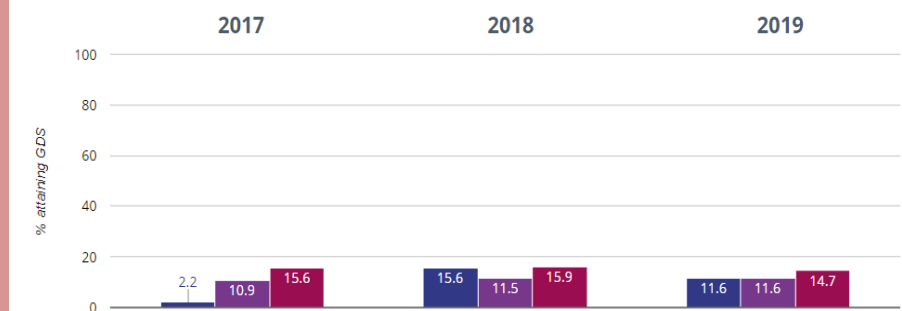
Reading	23	25
----------------	-----------	-----------

📖 Reading - attaining GDS



Writing	11.6	14.7
----------------	-------------	-------------

✍ Writing - attaining GDS



Cookridge Primary School – Key Stage 2 Data Summary for 2018-19 – (Un-validated)


44 Pupils

	School (2017)	School (2018)	School (2019)	National Data (2019)
Maths Progress	-1.08	+3.63	+ 2.5 (Top 20% of schools nat.)	0.0
Reading Progress	-3.15	+1.31	+ 2.1 (Top 20% of schools nat.)	0.0
Writing Progress	-0.72	-0.34	+ 1.8	0.0

Reading, writing and mathematics three-year trend Guidance

- Significantly above national
- Significantly below national
- Not significant
- Small cohort
- Q5 Lowest quintile
- Q1 Highest quintile

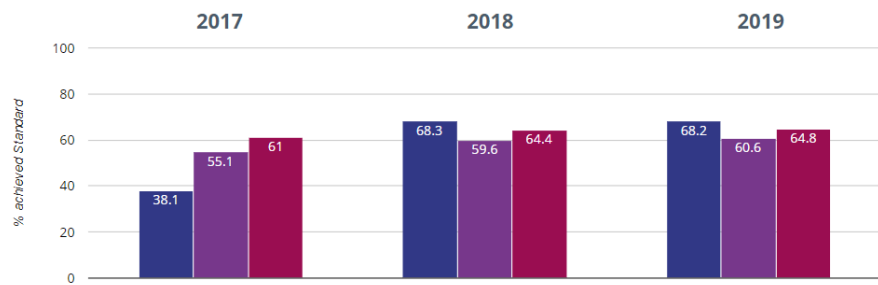
All Pupils



- ↑ Markedly higher than previous year (progress only)
- ↓ Markedly lower than previous year (progress only)

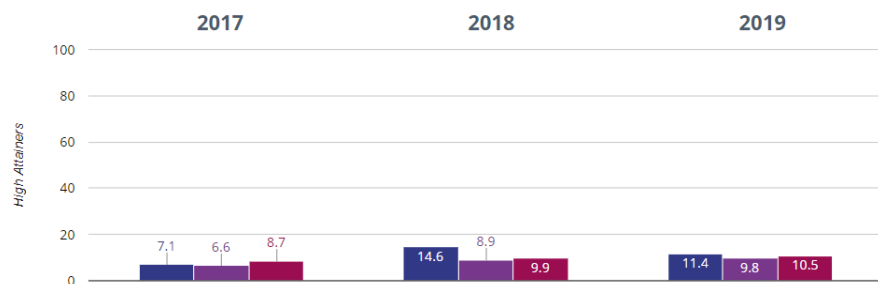
Expected Standard	Reading, Writing & Maths	68.2	64.8
--------------------------	-------------------------------------	-------------	-------------

RWM - achieved standard

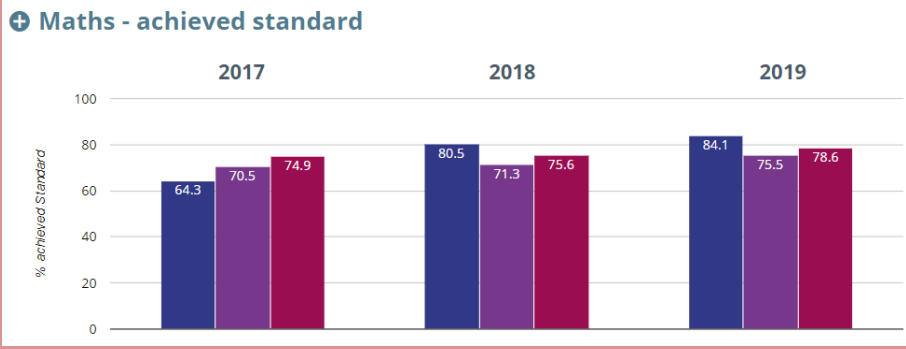
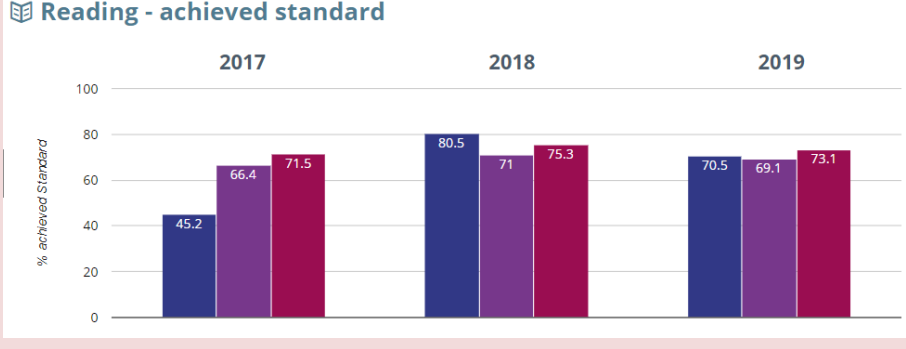
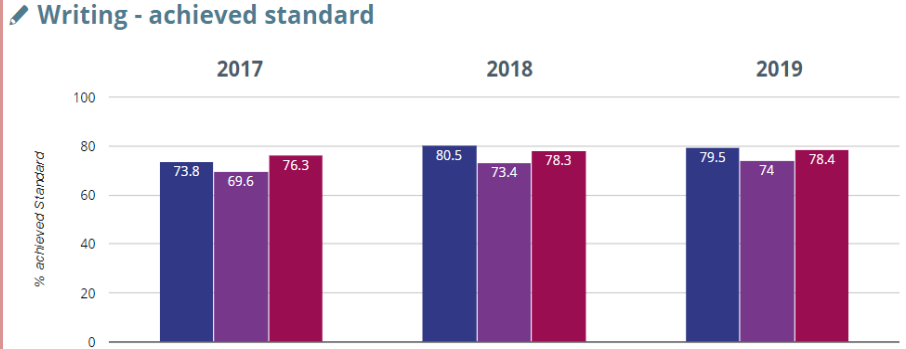


Higher Standard	Reading, Writing & Maths	11.4	10.5
------------------------	-------------------------------------	-------------	-------------

RWM - high attainers



Expected+ Standard

Maths	84.1	78.6																
<p>Maths - achieved standard</p>  <table border="1"> <caption>Maths - achieved standard</caption> <thead> <tr> <th>Year</th> <th>Group 1</th> <th>Group 2</th> <th>Group 3</th> </tr> </thead> <tbody> <tr> <td>2017</td> <td>64.3</td> <td>70.5</td> <td>74.9</td> </tr> <tr> <td>2018</td> <td>80.5</td> <td>71.3</td> <td>75.6</td> </tr> <tr> <td>2019</td> <td>84.1</td> <td>75.5</td> <td>78.6</td> </tr> </tbody> </table>			Year	Group 1	Group 2	Group 3	2017	64.3	70.5	74.9	2018	80.5	71.3	75.6	2019	84.1	75.5	78.6
Year	Group 1	Group 2	Group 3															
2017	64.3	70.5	74.9															
2018	80.5	71.3	75.6															
2019	84.1	75.5	78.6															
Reading	70.5	73.1																
<p>Reading - achieved standard</p>  <table border="1"> <caption>Reading - achieved standard</caption> <thead> <tr> <th>Year</th> <th>Group 1</th> <th>Group 2</th> <th>Group 3</th> </tr> </thead> <tbody> <tr> <td>2017</td> <td>45.2</td> <td>66.4</td> <td>71.5</td> </tr> <tr> <td>2018</td> <td>80.5</td> <td>71</td> <td>75.3</td> </tr> <tr> <td>2019</td> <td>70.5</td> <td>69.1</td> <td>73.1</td> </tr> </tbody> </table>			Year	Group 1	Group 2	Group 3	2017	45.2	66.4	71.5	2018	80.5	71	75.3	2019	70.5	69.1	73.1
Year	Group 1	Group 2	Group 3															
2017	45.2	66.4	71.5															
2018	80.5	71	75.3															
2019	70.5	69.1	73.1															
Writing	79.5	78.4																
<p>Writing - achieved standard</p>  <table border="1"> <caption>Writing - achieved standard</caption> <thead> <tr> <th>Year</th> <th>Group 1</th> <th>Group 2</th> <th>Group 3</th> </tr> </thead> <tbody> <tr> <td>2017</td> <td>73.8</td> <td>69.6</td> <td>76.3</td> </tr> <tr> <td>2018</td> <td>80.5</td> <td>73.4</td> <td>78.3</td> </tr> <tr> <td>2019</td> <td>79.5</td> <td>74</td> <td>78.4</td> </tr> </tbody> </table>			Year	Group 1	Group 2	Group 3	2017	73.8	69.6	76.3	2018	80.5	73.4	78.3	2019	79.5	74	78.4
Year	Group 1	Group 2	Group 3															
2017	73.8	69.6	76.3															
2018	80.5	73.4	78.3															
2019	79.5	74	78.4															
Grammar, Punctuation and Spelling	79.5	78																

Higher Standard

Maths	34.1	26.6																
<p>+ Maths - high attainers</p> <table border="1"> <caption>Maths - high attainers</caption> <thead> <tr> <th>Year</th> <th>Group 1</th> <th>Group 2</th> <th>Group 3</th> </tr> </thead> <tbody> <tr> <td>2017</td> <td>19</td> <td>20.3</td> <td>22.6</td> </tr> <tr> <td>2018</td> <td>51.2</td> <td>21.5</td> <td>23.6</td> </tr> <tr> <td>2019</td> <td>34.1</td> <td>25.8</td> <td>26.6</td> </tr> </tbody> </table>			Year	Group 1	Group 2	Group 3	2017	19	20.3	22.6	2018	51.2	21.5	23.6	2019	34.1	25.8	26.6
Year	Group 1	Group 2	Group 3															
2017	19	20.3	22.6															
2018	51.2	21.5	23.6															
2019	34.1	25.8	26.6															
Reading	29.5	26.9																
<p>📖 Reading - high attainers</p> <table border="1"> <caption>Reading - high attainers</caption> <thead> <tr> <th>Year</th> <th>Group 1</th> <th>Group 2</th> <th>Group 3</th> </tr> </thead> <tbody> <tr> <td>2017</td> <td>14.3</td> <td>22.1</td> <td>24.5</td> </tr> <tr> <td>2018</td> <td>36.6</td> <td>25.9</td> <td>28.1</td> </tr> <tr> <td>2019</td> <td>29.5</td> <td>24</td> <td>26.9</td> </tr> </tbody> </table>			Year	Group 1	Group 2	Group 3	2017	14.3	22.1	24.5	2018	36.6	25.9	28.1	2019	29.5	24	26.9
Year	Group 1	Group 2	Group 3															
2017	14.3	22.1	24.5															
2018	36.6	25.9	28.1															
2019	29.5	24	26.9															
Writing	20.5	20.1																
<p>✍️ Writing - high attainers</p> <table border="1"> <caption>Writing - high attainers</caption> <thead> <tr> <th>Year</th> <th>Group 1</th> <th>Group 2</th> <th>Group 3</th> </tr> </thead> <tbody> <tr> <td>2017</td> <td>14.3</td> <td>12.9</td> <td>17.7</td> </tr> <tr> <td>2018</td> <td>22</td> <td>16.9</td> <td>19.8</td> </tr> <tr> <td>2019</td> <td>20.5</td> <td>17.9</td> <td>20.1</td> </tr> </tbody> </table>			Year	Group 1	Group 2	Group 3	2017	14.3	12.9	17.7	2018	22	16.9	19.8	2019	20.5	17.9	20.1
Year	Group 1	Group 2	Group 3															
2017	14.3	12.9	17.7															
2018	22	16.9	19.8															
2019	20.5	17.9	20.1															
Grammar, Punctuation and Spelling	38.6	35.6																
Average Scaled Score	<p>Maths</p> <p>Reading</p> <p>Grammar, Punctuation and Spelling</p>	<p>106</p> <p>104</p> <p>105.9</p>	<p>105</p> <p>104.4</p> <p>106.3</p>															