


A “how to access” guide to the...



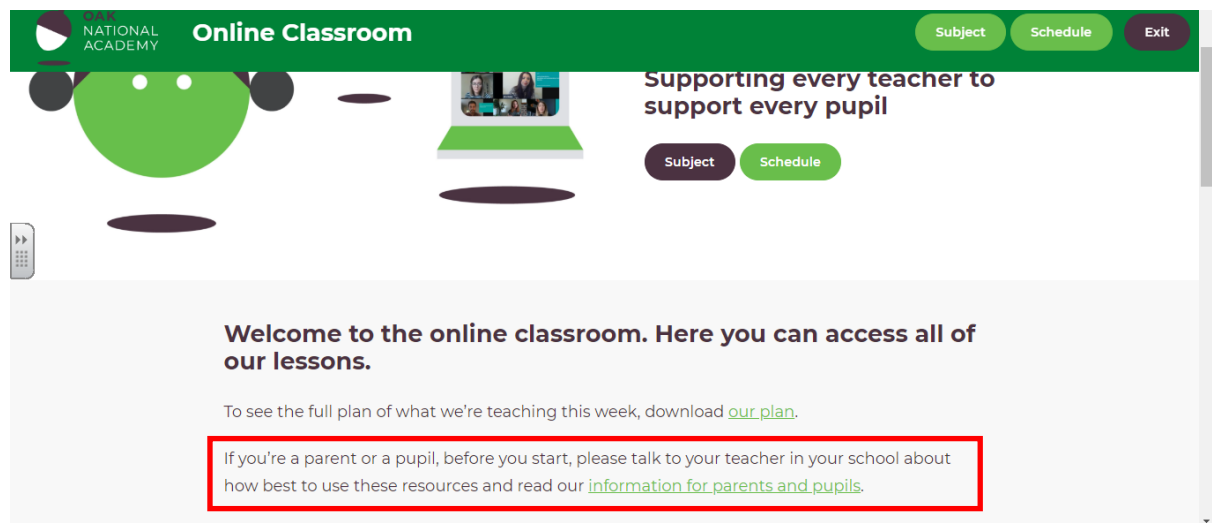
1. Follow this hyperlink to access the Oak National Academy Online Classroom that has been created by the Government to support school closures.

<https://www.thenational.academy/>

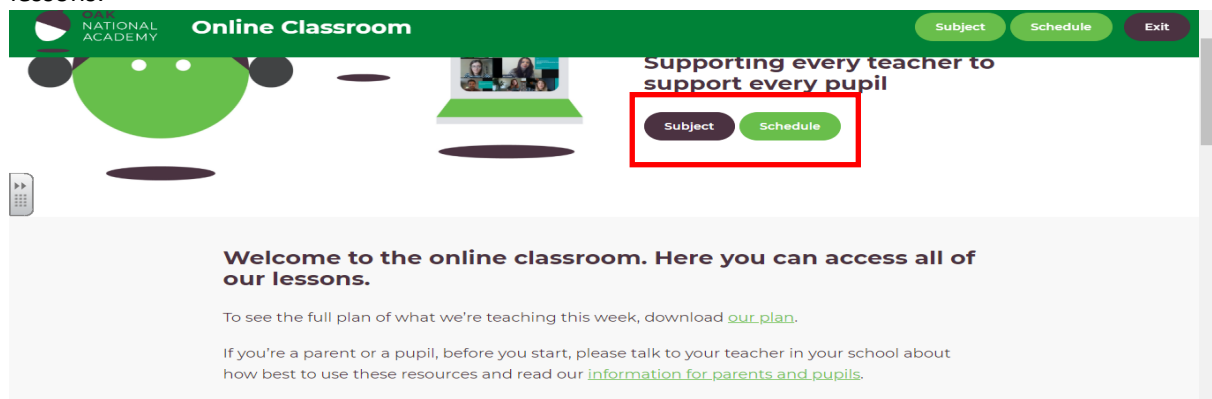
2. Click the Online Classroom



3. Information for parents about the resources can be found here.



4. Click **schedule** to follow the planned sequence of teaching or click **subject** to choose individual lessons.



5. Now choose your relevant year group.

Online Classroom Subject Schedule Exit

Schedule

This week is: **Week 1**

Choose your year group then find your relevant lesson

Reception Year 1 Year 2 Year 3 Year 4 Year 5 Year 6 Year 7 Year 8 Year 9 Year 10

6. You will find the lessons for that day and the scheduled lessons for the week.

Online Classroom Subject Schedule Exit

Week 1

20th April

Monday Tuesday Wednesday Thursday Friday

Lesson 1 - Foundation
How do we know about the Shang Dynasty?

Lesson 2 - English
The Firework Maker's Daughter: To retrieve information

Lesson 3 - Maths
To identify shapes by the number of sides and vertices.