

Today is...

Monday

Tuesday

Wednesday

Thursday

Friday

Saturday

Sunday

Tricky Words

Can you read these tricky words?



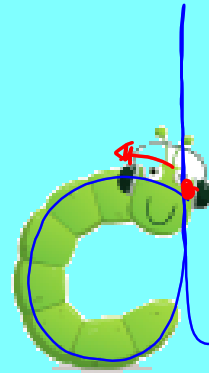
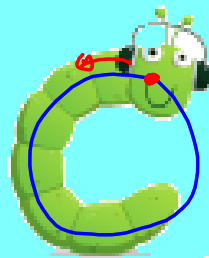
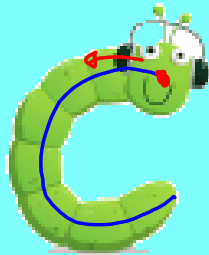
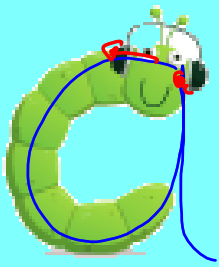
like

so

do

some

Can you practise drawing these letters?








































Can you practise your Phase 3 sounds?

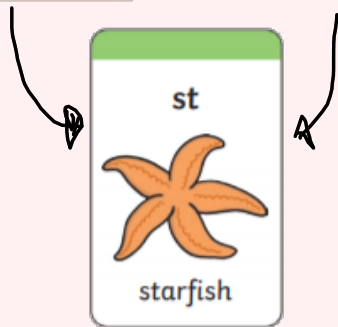
<p>Phase 3 Sounds</p> <p>j</p>  <p>jelly</p>	<p>Phase 3 Sounds</p> <p>v</p>  <p>van</p>	<p>Phase 3 Sounds</p> <p>w</p>  <p>web</p>	<p>Phase 3 Sounds</p> <p>x</p>  <p>box</p>	<p>Phase 3 Sounds</p> <p>y</p>  <p>yoyo</p>	<p>Phase 3 Sounds</p> <p>z</p>  <p>zip</p>	<p>Phase 3 Sounds</p> <p>zz</p>  <p>buzz</p>
<p>Phase 3 Sounds</p> <p>qu</p>  <p>queen</p>	<p>Phase 3 Sounds</p> <p>ch</p>  <p>chin</p>	<p>Phase 3 Sounds</p> <p>sh</p>  <p>ship</p>	<p>Phase 3 Sounds</p> <p>th</p>  <p>thumb</p>	<p>Phase 3 Sounds</p> <p>ng</p>  <p>ring</p>	<p>Phase 3 Sounds</p> <p>ai</p>  <p>snail</p>	<p>Phase 3 Sounds</p> <p>ee</p>  <p>tree</p>
<p>Phase 3 Sounds</p> <p>igh</p>  <p>light</p>	<p>Phase 3 Sounds</p> <p>oa</p>  <p>goat</p>	<p>Phase 3 Sounds</p> <p>oi</p>  <p>coin</p>	<p>Phase 3 Sounds</p> <p>oo</p>  <p>moon</p>	<p>Phase 3 Sounds</p> <p>oo</p>  <p>book</p>	<p>Phase 3 Sounds</p> <p>ear</p>  <p>ear</p>	<p>Phase 3 Sounds</p> <p>ow</p>  <p>owl</p>
<p>Phase 3 Sounds</p> <p>ar</p>  <p>car</p>	<p>Phase 3 Sounds</p> <p>air</p>  <p>chair</p>	<p>Phase 3 Sounds</p> <p>or</p>  <p>fork</p>	<p>Phase 3 Sounds</p> <p>er</p>  <p>hammer</p>	<p>Phase 3 Sounds</p> <p>ur</p>  <p>surf</p>	<p>Phase 3 Sounds</p> <p>ure</p>  <p>manure</p>	

Phase 4 phonics - blends and clusters

We don't have to learn any new graphemes in Phase 4. We just need to practise blending different phonemes together.

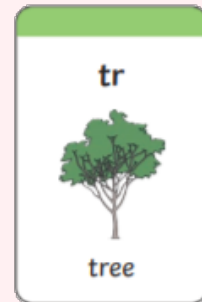
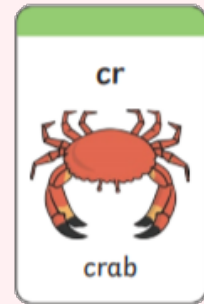

st  starfish	nd  hand	mp  lamp	nt  tent	nk  ink	ft  gift	sk  tusk	lt  belt
lp  help	lf  shelf	lk  milk	pt  script	xt  text	tr  tree	dr  drawing	gr  grandpa
cr  crab	br  brush	fr  frog	bl  blackberry	fl  flag	gl  glasses	pl  plane	cl  clown
sl  sleep	sp  spade	tw  twins	sm  small	pr  printer	sc  scarf	sk  skunk	sn  sniff
nch  bench	scr  screw	shr  shrew	thr  thread	str  string			

Here is one example of a common cluster.
's' and 't' are often found together in words so we can stick them together and practise saying the blend 'st'.




Can you think of any other words with a 'st' blend in?

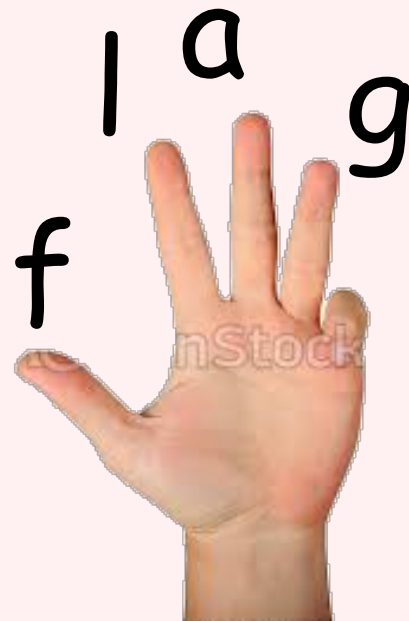
Sort the pictures by their initial clusters.



Use your phonics fingers to sound out this word.









flag



© CanStockPhoto.com csp52781781

Can you work out which cluster is needed to start each of these words?



Can you use these words in sentences?



Today is...

Monday

Tuesday

Wednesday

Thursday

Friday

Saturday

Sunday

Tricky Words

Can you read these tricky words?


come

were

there

little

Can you practise drawing these letters?








































Can you practise your Phase 3 sounds?

<p>Phase 3 Sounds</p> <p>j</p>  <p>jelly</p>	<p>Phase 3 Sounds</p> <p>v</p>  <p>van</p>	<p>Phase 3 Sounds</p> <p>w</p>  <p>web</p>	<p>Phase 3 Sounds</p> <p>x</p>  <p>box</p>	<p>Phase 3 Sounds</p> <p>y</p>  <p>yoyo</p>	<p>Phase 3 Sounds</p> <p>z</p>  <p>zip</p>	<p>Phase 3 Sounds</p> <p>zz</p>  <p>buzz</p>
<p>Phase 3 Sounds</p> <p>qu</p>  <p>queen</p>	<p>Phase 3 Sounds</p> <p>ch</p>  <p>chin</p>	<p>Phase 3 Sounds</p> <p>sh</p>  <p>ship</p>	<p>Phase 3 Sounds</p> <p>th</p>  <p>thumb</p>	<p>Phase 3 Sounds</p> <p>ng</p>  <p>ring</p>	<p>Phase 3 Sounds</p> <p>ai</p>  <p>snail</p>	<p>Phase 3 Sounds</p> <p>ee</p>  <p>tree</p>
<p>Phase 3 Sounds</p> <p>igh</p>  <p>light</p>	<p>Phase 3 Sounds</p> <p>oa</p>  <p>goat</p>	<p>Phase 3 Sounds</p> <p>oi</p>  <p>coin</p>	<p>Phase 3 Sounds</p> <p>oo</p>  <p>moon</p>	<p>Phase 3 Sounds</p> <p>oo</p>  <p>book</p>	<p>Phase 3 Sounds</p> <p>ear</p>  <p>ear</p>	<p>Phase 3 Sounds</p> <p>ow</p>  <p>owl</p>
<p>Phase 3 Sounds</p> <p>ar</p>  <p>car</p>	<p>Phase 3 Sounds</p> <p>air</p>  <p>chair</p>	<p>Phase 3 Sounds</p> <p>or</p>  <p>fork</p>	<p>Phase 3 Sounds</p> <p>er</p>  <p>hammer</p>	<p>Phase 3 Sounds</p> <p>ur</p>  <p>surf</p>	<p>Phase 3 Sounds</p> <p>ure</p>  <p>manure</p>	

Phase 4 phonics - blends and clusters

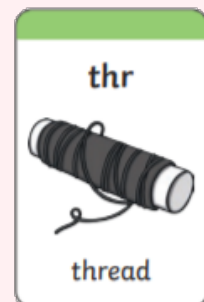
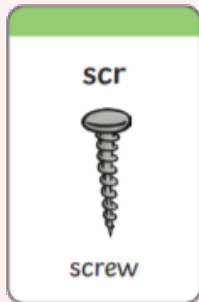
We don't have to learn any new graphemes in Phase 4. We just need to practise blending different phonemes together.

st  starfish	nd  hand	mp  lamp	nt  tent	nk  ink	ft  gift	sk  tusk	lt  belt
lp  help	lf  shelf	lk  milk	pt  script	xt  text	tr  tree	dr  drawing	gr  grandpa
cr  crab	br  brush	fr  frog	bl  blackberry	fl  flag	gl  glasses	pl  plane	cl  clown
sl  sleep	sp  spade	tw  twins	sm  small	pr  printer	sc  scarf	sk  skunk	sn  sniff
nch  bench	scr  screw	shr  shrew	thr  thread	str  string			



Here is one example of a common cluster. 's', 'h' and 'r' are often found together in words so we can stick them together and practise saying the blend 'shr'.

Can you think of any other words with a 'shr' blend in?

Sort the pictures by their initial clusters.






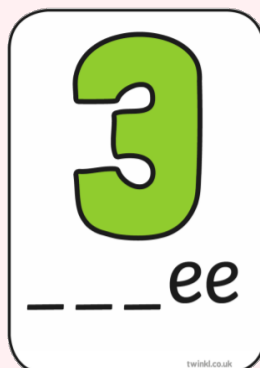
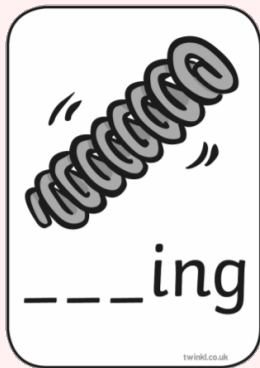
Use your phonics fingers to sound out this word.



string



Can you work out which cluster is needed to start each of these words?



Can you use these words in sentences?



Today is...

Monday

Tuesday

Wednesday

Thursday

Friday

Saturday

Sunday

Tricky Words

Can you read these tricky words?


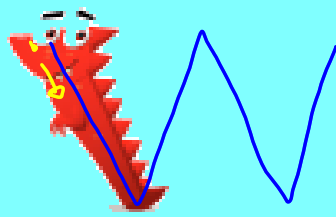

one

when

out

what

Can you practise drawing these letters?








































Can you practise your Phase 3 sounds?

<p>Phase 3 Sounds</p> <p>j</p>  <p>jelly</p>	<p>Phase 3 Sounds</p> <p>v</p>  <p>van</p>	<p>Phase 3 Sounds</p> <p>w</p>  <p>web</p>	<p>Phase 3 Sounds</p> <p>x</p>  <p>box</p>	<p>Phase 3 Sounds</p> <p>y</p>  <p>yoyo</p>	<p>Phase 3 Sounds</p> <p>z</p>  <p>zip</p>	<p>Phase 3 Sounds</p> <p>zz</p>  <p>buzz</p>
<p>Phase 3 Sounds</p> <p>qu</p>  <p>queen</p>	<p>Phase 3 Sounds</p> <p>ch</p>  <p>chin</p>	<p>Phase 3 Sounds</p> <p>sh</p>  <p>ship</p>	<p>Phase 3 Sounds</p> <p>th</p>  <p>thumb</p>	<p>Phase 3 Sounds</p> <p>ng</p>  <p>ring</p>	<p>Phase 3 Sounds</p> <p>ai</p>  <p>snail</p>	<p>Phase 3 Sounds</p> <p>ee</p>  <p>tree</p>
<p>Phase 3 Sounds</p> <p>igh</p>  <p>light</p>	<p>Phase 3 Sounds</p> <p>oa</p>  <p>goat</p>	<p>Phase 3 Sounds</p> <p>oi</p>  <p>coin</p>	<p>Phase 3 Sounds</p> <p>oo</p>  <p>moon</p>	<p>Phase 3 Sounds</p> <p>oo</p>  <p>book</p>	<p>Phase 3 Sounds</p> <p>ear</p>  <p>ear</p>	<p>Phase 3 Sounds</p> <p>ow</p>  <p>owl</p>
<p>Phase 3 Sounds</p> <p>ar</p>  <p>car</p>	<p>Phase 3 Sounds</p> <p>air</p>  <p>chair</p>	<p>Phase 3 Sounds</p> <p>or</p>  <p>fork</p>	<p>Phase 3 Sounds</p> <p>er</p>  <p>hammer</p>	<p>Phase 3 Sounds</p> <p>ur</p>  <p>surf</p>	<p>Phase 3 Sounds</p> <p>ure</p>  <p>manure</p>	

Phase 4 phonics - blends and clusters

We don't have to learn any new graphemes in Phase 4. We just need to practise blending different phonemes together.

st  starfish	nd  hand	mp  lamp	nt  tent	nk  ink	ft  gift	sk  tusk	lt  belt
lp  help	lf  shelf	lk  milk	pt  script	xt  text	tr  tree	dr  drawing	gr  grandpa
cr  crab	br  brush	fr  frog	bl  blackberry	fl  flag	gl  glasses	pl  plane	cl  clown
sl  sleep	sp  spade	tw  twins	sm  small	pr  printer	sc  scarf	sk  skunk	sn  sniff
nch  bench	scr  screw	shr  shrew	thr  thread	str  string			


Use your phonics fingers to sound out this word.



sleep



© CanStockPhoto.com csp52781781



Read the sentence and match it to the picture.

The green frog had a
lamp in a tent.


A



B



C



Match the pictures to the captions.



Fred and Brent
spent a week
in Spain.



It is fun to
camp in a
tent.



I kept
bumping into
things in the
dark.



The clown did
tricks with a
chimpanzee.



Today is...

Monday

Tuesday

Wednesday

Thursday

Friday

Saturday

Sunday

Tricky Words

Can you read these tricky words?


he

she

we

me

Can you practise drawing these letters?








































Can you practise your Phase 3 sounds?

<p>Phase 3 Sounds</p> <p>j</p>  <p>jelly</p>	<p>Phase 3 Sounds</p> <p>v</p>  <p>van</p>	<p>Phase 3 Sounds</p> <p>w</p>  <p>web</p>	<p>Phase 3 Sounds</p> <p>x</p>  <p>box</p>	<p>Phase 3 Sounds</p> <p>y</p>  <p>yoyo</p>	<p>Phase 3 Sounds</p> <p>z</p>  <p>zip</p>	<p>Phase 3 Sounds</p> <p>zz</p>  <p>buzz</p>
<p>Phase 3 Sounds</p> <p>qu</p>  <p>queen</p>	<p>Phase 3 Sounds</p> <p>ch</p>  <p>chin</p>	<p>Phase 3 Sounds</p> <p>sh</p>  <p>ship</p>	<p>Phase 3 Sounds</p> <p>th</p>  <p>thumb</p>	<p>Phase 3 Sounds</p> <p>ng</p>  <p>ring</p>	<p>Phase 3 Sounds</p> <p>ai</p>  <p>snail</p>	<p>Phase 3 Sounds</p> <p>ee</p>  <p>tree</p>
<p>Phase 3 Sounds</p> <p>igh</p>  <p>light</p>	<p>Phase 3 Sounds</p> <p>oa</p>  <p>goat</p>	<p>Phase 3 Sounds</p> <p>oi</p>  <p>coin</p>	<p>Phase 3 Sounds</p> <p>oo</p>  <p>moon</p>	<p>Phase 3 Sounds</p> <p>oo</p>  <p>book</p>	<p>Phase 3 Sounds</p> <p>ear</p>  <p>ear</p>	<p>Phase 3 Sounds</p> <p>ow</p>  <p>owl</p>
<p>Phase 3 Sounds</p> <p>ar</p>  <p>car</p>	<p>Phase 3 Sounds</p> <p>air</p>  <p>chair</p>	<p>Phase 3 Sounds</p> <p>or</p>  <p>fork</p>	<p>Phase 3 Sounds</p> <p>er</p>  <p>hammer</p>	<p>Phase 3 Sounds</p> <p>ur</p>  <p>surf</p>	<p>Phase 3 Sounds</p> <p>ure</p>  <p>manure</p>	

Phase 4 phonics - blends and clusters

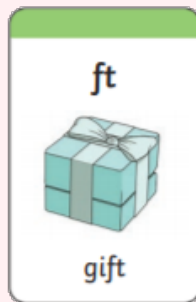
We don't have to learn any new graphemes in Phase 4. We just need to practise blending different phonemes together.

st  starfish	nd  hand	mp  lamp	nt  tent	nk  ink	ft  gift	sk  tusk	lt  belt
lp  help	lf  shelf	lk  milk	pt  script	xt  text	tr  tree	dr  drawing	gr  grandpa
cr  crab	br  brush	fr  frog	bl  blackberry	fl  flag	gl  glasses	pl  plane	cl  clown
sl  sleep	sp  spade	tw  twins	sm  small	pr  printer	sc  scarf	sk  skunk	sn  sniff
nch  bench	scr  screw	shr  shrew	thr  thread	str  string			

Use your phonics fingers to sound out this word.


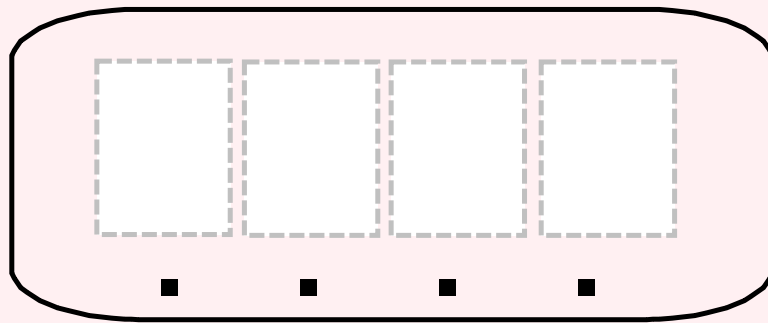


gift

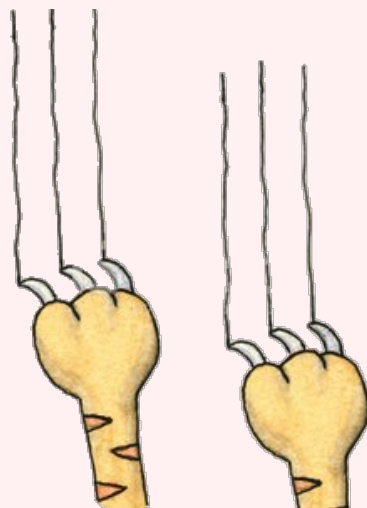
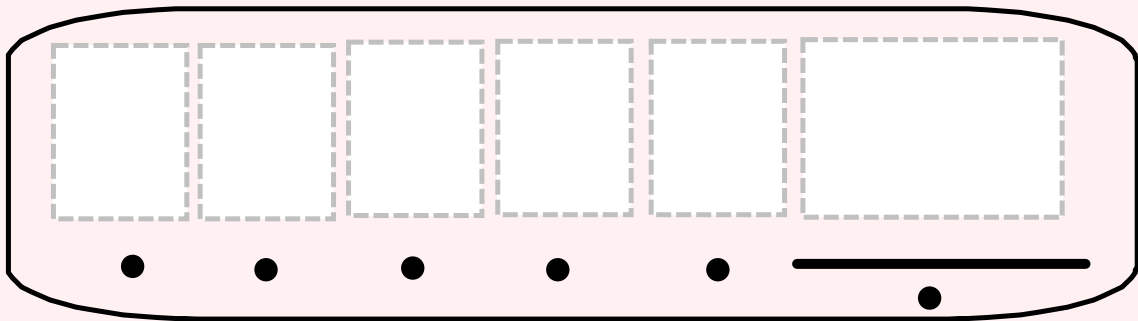


© CanStockPhoto.com csp52781781

Use your phonics fingers to sound out this word.




Use your phonics fingers to sound out this word.



Which looks like a sentence?

it is a blue fish

It is a blue fish.



We always need to remember to start with a capital letter and end with a full stop.



Can you write down a sentence about this
picture?

Sound out each word carefully.



Today is...

Monday

Tuesday

Wednesday

Thursday

Friday

Saturday

Sunday

Tricky Words

Can you read these tricky words?


be

was

you

they

Can you practice drawing these letters?
Be careful as they break the rules!








































Can you practise your Phase 3 sounds?

<p>Phase 3 Sounds</p> <p>j</p>  <p>jelly</p>	<p>Phase 3 Sounds</p> <p>v</p>  <p>van</p>	<p>Phase 3 Sounds</p> <p>w</p>  <p>web</p>	<p>Phase 3 Sounds</p> <p>x</p>  <p>box</p>	<p>Phase 3 Sounds</p> <p>y</p>  <p>yoyo</p>	<p>Phase 3 Sounds</p> <p>z</p>  <p>zip</p>	<p>Phase 3 Sounds</p> <p>zz</p>  <p>buzz</p>
<p>Phase 3 Sounds</p> <p>qu</p>  <p>queen</p>	<p>Phase 3 Sounds</p> <p>ch</p>  <p>chin</p>	<p>Phase 3 Sounds</p> <p>sh</p>  <p>ship</p>	<p>Phase 3 Sounds</p> <p>th</p>  <p>thumb</p>	<p>Phase 3 Sounds</p> <p>ng</p>  <p>ring</p>	<p>Phase 3 Sounds</p> <p>ai</p>  <p>snail</p>	<p>Phase 3 Sounds</p> <p>ee</p>  <p>tree</p>
<p>Phase 3 Sounds</p> <p>igh</p>  <p>light</p>	<p>Phase 3 Sounds</p> <p>oa</p>  <p>goat</p>	<p>Phase 3 Sounds</p> <p>oi</p>  <p>coin</p>	<p>Phase 3 Sounds</p> <p>oo</p>  <p>moon</p>	<p>Phase 3 Sounds</p> <p>oo</p>  <p>book</p>	<p>Phase 3 Sounds</p> <p>ear</p>  <p>ear</p>	<p>Phase 3 Sounds</p> <p>ow</p>  <p>owl</p>
<p>Phase 3 Sounds</p> <p>ar</p>  <p>car</p>	<p>Phase 3 Sounds</p> <p>air</p>  <p>chair</p>	<p>Phase 3 Sounds</p> <p>or</p>  <p>fork</p>	<p>Phase 3 Sounds</p> <p>er</p>  <p>hammer</p>	<p>Phase 3 Sounds</p> <p>ur</p>  <p>surf</p>	<p>Phase 3 Sounds</p> <p>ure</p>  <p>manure</p>	

Phase 4 phonics - blends and clusters

We don't have to learn any new graphemes in Phase 4. We just need to practise blending different phonemes together.

st  starfish	nd  hand	mp  lamp	nt  tent	nk  ink	ft  gift	sk  tusk	lt  belt
lp  help	lf  shelf	lk  milk	pt  script	xt  text	tr  tree	dr  drawing	gr  grandpa
cr  crab	br  brush	fr  frog	bl  blackberry	fl  flag	gl  glasses	pl  plane	cl  clown
sl  sleep	sp  spade	tw  twins	sm  small	pr  printer	sc  scarf	sk  skunk	sn  sniff
nch  bench	scr  screw	shr  shrew	thr  thread	str  string			

Read each of these clusters.
Think of and write down at least one word
that uses each blend.

lf sp dr
nch mp
br thr

Search around your room to see what you
can find if you get stuck.

Which looks like a sentence?

This stor ia dright.

The star is bright.



We always need to remember put our letter
the right way around.

lf sp dr
nch mp
br thr

Can you use your words from earlier to
write down some sentences?
Sound out each word carefully.

e.g.

The bench jumped on a shelf.