

Today is...

Monday

Tuesday

Wednesday

Thursday

Friday

Saturday

Sunday

Tricky Words

Can you read these tricky words?



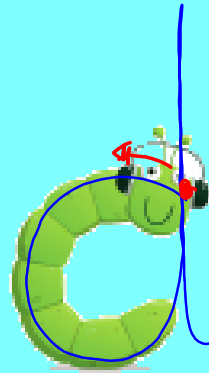
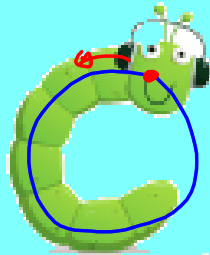
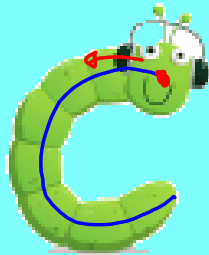

one

when

out

what


Can you practise drawing these letters?




Can you practise your Phase 3 sounds?

<p>Phase 3 Sounds</p> <p>j</p>  <p>jelly</p>	<p>Phase 3 Sounds</p> <p>v</p>  <p>van</p>	<p>Phase 3 Sounds</p> <p>w</p>  <p>web</p>	<p>Phase 3 Sounds</p> <p>x</p>  <p>box</p>	<p>Phase 3 Sounds</p> <p>y</p>  <p>yoyo</p>	<p>Phase 3 Sounds</p> <p>z</p>  <p>zip</p>	<p>Phase 3 Sounds</p> <p>zz</p>  <p>buzz</p>
<p>Phase 3 Sounds</p> <p>qu</p>  <p>queen</p>	<p>Phase 3 Sounds</p> <p>ch</p>  <p>chin</p>	<p>Phase 3 Sounds</p> <p>sh</p>  <p>ship</p>	<p>Phase 3 Sounds</p> <p>th</p>  <p>thumb</p>	<p>Phase 3 Sounds</p> <p>ng</p>  <p>ring</p>	<p>Phase 3 Sounds</p> <p>ai</p>  <p>snail</p>	<p>Phase 3 Sounds</p> <p>ee</p>  <p>tree</p>
<p>Phase 3 Sounds</p> <p>igh</p>  <p>light</p>	<p>Phase 3 Sounds</p> <p>oa</p>  <p>goat</p>	<p>Phase 3 Sounds</p> <p>oi</p>  <p>coin</p>	<p>Phase 3 Sounds</p> <p>oo</p>  <p>moon</p>	<p>Phase 3 Sounds</p> <p>oo</p>  <p>book</p>	<p>Phase 3 Sounds</p> <p>ear</p>  <p>ear</p>	<p>Phase 3 Sounds</p> <p>ow</p>  <p>owl</p>
<p>Phase 3 Sounds</p> <p>ar</p>  <p>car</p>	<p>Phase 3 Sounds</p> <p>air</p>  <p>chair</p>	<p>Phase 3 Sounds</p> <p>or</p>  <p>fork</p>	<p>Phase 3 Sounds</p> <p>er</p>  <p>hammer</p>	<p>Phase 3 Sounds</p> <p>ur</p>  <p>surf</p>	<p>Phase 3 Sounds</p> <p>ure</p>  <p>manure</p>	

Can you practise your blends and clusters?

st

starfish

nd

hand

mp

lamp

nt


tent

nk

ink


ft


gift

sk

tusk

lt


belt

lp

help

lf

shelf


lk

milk

pt

script


xt


text

tr

tree

dr

drawing

gr

grandpa


cr

crab

br

brush

fr

frog

bl

blackberry

fl


flag

gl

glasses


pl

plane

cl

clown


sl


sleep


sp

spade

tw

twins


sm

small

pr

printer

sc

scarf


sk

skunk

sn

sniff


nch

bench

scr

screw

shr

shrew

thr

thread

str

string

This week we are looking at story writing!




Before we start writing our story we need to make a plan.

Who are the characters?

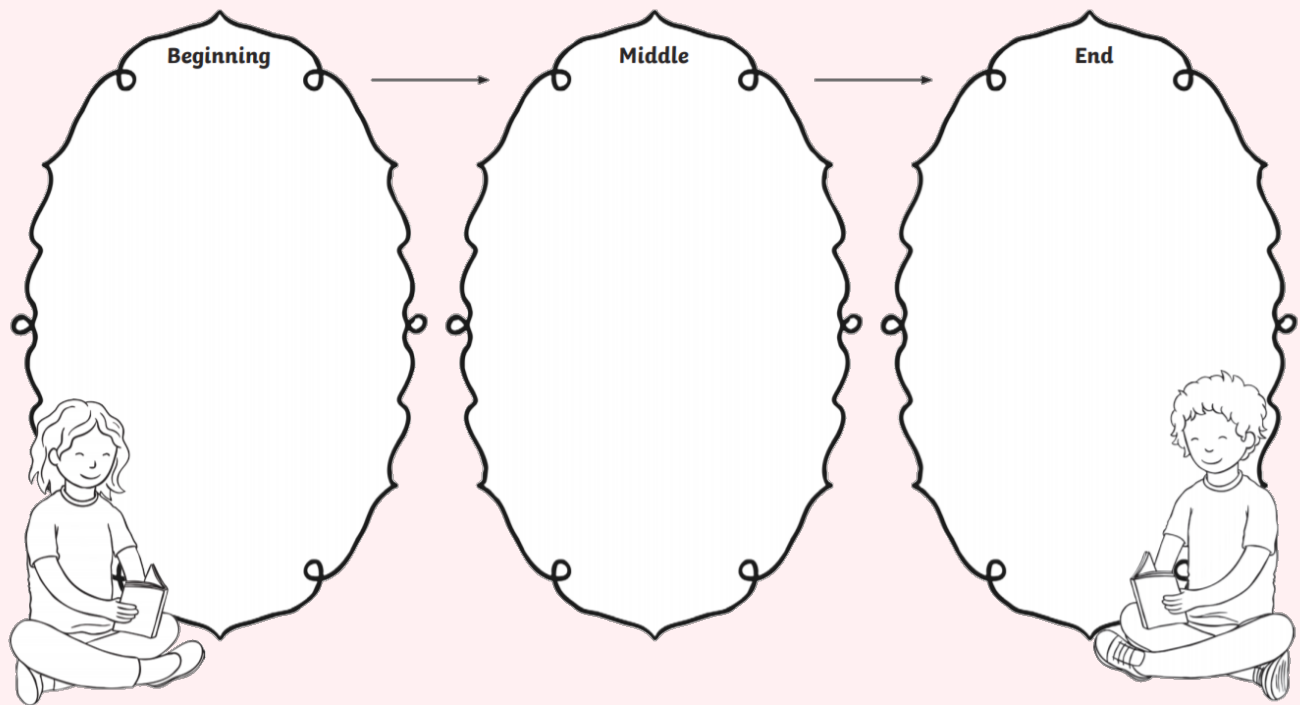


Before we start writing our story we need to make a plan.

Where does the story happen?



Now we have characters and a setting we need to decide what will happen in our story.



Draw a picture of what will happen in each part.



Today is...

Monday

Tuesday

Wednesday

Thursday

Friday

Saturday

Sunday

Tricky Words

Can you read these tricky words?


he

she

we

me


Can you practise drawing these letters?




Can you practise your Phase 3 sounds?

<p>Phase 3 Sounds</p> <p>j</p>  <p>jelly</p>	<p>Phase 3 Sounds</p> <p>v</p>  <p>van</p>	<p>Phase 3 Sounds</p> <p>w</p>  <p>web</p>	<p>Phase 3 Sounds</p> <p>x</p>  <p>box</p>	<p>Phase 3 Sounds</p> <p>y</p>  <p>yoyo</p>	<p>Phase 3 Sounds</p> <p>z</p>  <p>zip</p>	<p>Phase 3 Sounds</p> <p>zz</p>  <p>buzz</p>
<p>Phase 3 Sounds</p> <p>qu</p>  <p>queen</p>	<p>Phase 3 Sounds</p> <p>ch</p>  <p>chin</p>	<p>Phase 3 Sounds</p> <p>sh</p>  <p>ship</p>	<p>Phase 3 Sounds</p> <p>th</p>  <p>thumb</p>	<p>Phase 3 Sounds</p> <p>ng</p>  <p>ring</p>	<p>Phase 3 Sounds</p> <p>ai</p>  <p>snail</p>	<p>Phase 3 Sounds</p> <p>ee</p>  <p>tree</p>
<p>Phase 3 Sounds</p> <p>igh</p>  <p>light</p>	<p>Phase 3 Sounds</p> <p>oa</p>  <p>goat</p>	<p>Phase 3 Sounds</p> <p>oi</p>  <p>coin</p>	<p>Phase 3 Sounds</p> <p>oo</p>  <p>moon</p>	<p>Phase 3 Sounds</p> <p>oo</p>  <p>book</p>	<p>Phase 3 Sounds</p> <p>ear</p>  <p>ear</p>	<p>Phase 3 Sounds</p> <p>ow</p>  <p>owl</p>
<p>Phase 3 Sounds</p> <p>ar</p>  <p>car</p>	<p>Phase 3 Sounds</p> <p>air</p>  <p>chair</p>	<p>Phase 3 Sounds</p> <p>or</p>  <p>fork</p>	<p>Phase 3 Sounds</p> <p>er</p>  <p>hammer</p>	<p>Phase 3 Sounds</p> <p>ur</p>  <p>surf</p>	<p>Phase 3 Sounds</p> <p>ure</p>  <p>manure</p>	

Can you practise your blends and clusters?

st

starfish

nd

hand

mp

lamp

nt


tent

nk

ink


ft


gift

sk

tusk

lt


belt

lp

help

lf

shelf


lk

milk

pt

script


xt


text


tr

tree

dr

drawing


gr

grandpa

cr

crab

br

brush

fr

frog

bl

blackberry

fl


flag

gl

glasses


pl

plane

cl

clown


sl


sleep


sp

spade

tw

twins


sm

small

pr

printer

sc

scarf


sk

skunk

sn

sniff


nch

bench

scr

screw

shr

shrew

thr

thread

str

string

Look back at your plan from yesterday.
Here is mine.

Who are the characters?



Where does the story happen?




Beginning



The dragon lost his roar. He was sad.



Middle



He searched the mountains for help and found a wizard who was lost.

End



The wizard cast a spell to help the dragon and the dragon flew the wizard home



Now we have a plan we can start to write our story.

First we need to introduce the characters and set the scene.



In a land far, far away...



Once upon a time...



Early one morning...



A long, long time ago...



A B C

capital letters



finger spaces



full stop

Read

read it again



Remember to use capital letters, full stops and finger spaces!

Now we have a plan we can start to write our story.

First we need to introduce the characters and set the scene.



In a land far, far away, there was a big, red dragon called Fred. Fred lived at the top of a cold, tall hill.

A B C capital letters	 finger spaces	 full stop	Read read it again
---------------------------------	--	--	------------------------------

Remember to use capital letters, full stops and finger spaces!

Next we can write about what happens at the start of the story.



Fred was sad as he has lost
his roar. He did not know
what to do.

A B C capital letters	 finger spaces	 full stop	Read read it again
---------------------------------	-------------------	---------------	------------------------------

Remember to use capital letters, full stops and finger spaces!



Today is...

Monday

Tuesday

Wednesday

Thursday

Friday

Saturday

Sunday

Tricky Words

Can you read these tricky words?


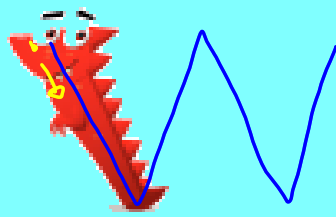

be

was

you

they

Can you practise drawing these letters?



Can you practise your Phase 3 sounds?

<p>Phase 3 Sounds</p> <p>j</p>  <p>jelly</p>	<p>Phase 3 Sounds</p> <p>v</p>  <p>van</p>	<p>Phase 3 Sounds</p> <p>w</p>  <p>web</p>	<p>Phase 3 Sounds</p> <p>x</p>  <p>box</p>	<p>Phase 3 Sounds</p> <p>y</p>  <p>yoyo</p>	<p>Phase 3 Sounds</p> <p>z</p>  <p>zip</p>	<p>Phase 3 Sounds</p> <p>zz</p>  <p>buzz</p>
<p>Phase 3 Sounds</p> <p>qu</p>  <p>queen</p>	<p>Phase 3 Sounds</p> <p>ch</p>  <p>chin</p>	<p>Phase 3 Sounds</p> <p>sh</p>  <p>ship</p>	<p>Phase 3 Sounds</p> <p>th</p>  <p>thumb</p>	<p>Phase 3 Sounds</p> <p>ng</p>  <p>ring</p>	<p>Phase 3 Sounds</p> <p>ai</p>  <p>snail</p>	<p>Phase 3 Sounds</p> <p>ee</p>  <p>tree</p>
<p>Phase 3 Sounds</p> <p>igh</p>  <p>light</p>	<p>Phase 3 Sounds</p> <p>oa</p>  <p>goat</p>	<p>Phase 3 Sounds</p> <p>oi</p>  <p>coin</p>	<p>Phase 3 Sounds</p> <p>oo</p>  <p>moon</p>	<p>Phase 3 Sounds</p> <p>oo</p>  <p>book</p>	<p>Phase 3 Sounds</p> <p>ear</p>  <p>ear</p>	<p>Phase 3 Sounds</p> <p>ow</p>  <p>owl</p>
<p>Phase 3 Sounds</p> <p>ar</p>  <p>car</p>	<p>Phase 3 Sounds</p> <p>air</p>  <p>chair</p>	<p>Phase 3 Sounds</p> <p>or</p>  <p>fork</p>	<p>Phase 3 Sounds</p> <p>er</p>  <p>hammer</p>	<p>Phase 3 Sounds</p> <p>ur</p>  <p>surf</p>	<p>Phase 3 Sounds</p> <p>ure</p>  <p>manure</p>	

Can you practise your blends and clusters?

<p>st</p>  <p>starfish</p>	<p>nd</p>  <p>hand</p>	<p>mp</p>  <p>lamp</p>	<p>nt</p>  <p>tent</p>	<p>nk</p>  <p>ink</p>	<p>ft</p>  <p>gift</p>	<p>sk</p>  <p>tusk</p>	<p>lt</p>  <p>belt</p>
<p>lp</p>  <p>help</p>	<p>lf</p>  <p>shelf</p>	<p>lk</p>  <p>milk</p>	<p>pt</p>  <p>script</p>	<p>xt</p>  <p>text</p>	<p>tr</p>  <p>tree</p>	<p>dr</p>  <p>drawing</p>	<p>gr</p>  <p>grandpa</p>
<p>cr</p>  <p>crab</p>	<p>br</p>  <p>brush</p>	<p>fr</p>  <p>frog</p>	<p>bl</p>  <p>blackberry</p>	<p>fl</p>  <p>flag</p>	<p>gl</p>  <p>glasses</p>	<p>pl</p>  <p>plane</p>	<p>cl</p>  <p>clown</p>
<p>sl</p>  <p>sleep</p>	<p>sp</p>  <p>spade</p>	<p>tw</p>  <p>twins</p>	<p>sm</p>  <p>small</p>	<p>pr</p>  <p>printer</p>	<p>sc</p>  <p>scarf</p>	<p>sk</p>  <p>skunk</p>	<p>sn</p>  <p>sniff</p>
<p>nch</p>  <p>bench</p>	<p>scr</p>  <p>screw</p>	<p>shr</p>  <p>shrew</p>	<p>thr</p>  <p>thread</p>	<p>str</p>  <p>string</p>			

Look back at your plan from Monday. Here is mine.

Who are the characters?



Where does the story happen?



Beginning



The dragon lost his roar. He was sad.



Middle



He searched the mountains for help and found a wizard who was lost.

End



The wizard cast a spell to help the dragon and the dragon flew the wizard home



Let's recap what we have written so far.

In a land far, far away, there was a big, red
dragon called Fred. Fred lived at the top of
a cold, tall hill. Fred was sad as he has lost
his roar. He did not know know what to do.



Next we can write about what happens in the middle of the story.



He went to look for help. He
met an old wizard. The
wizard was lost.



A B C capital letters	 finger spaces	 full stop	Read read it again
---------------------------------	-------------------	---------------	------------------------------

Remember to use capital letters, full stops and finger spaces!

Finally we can write about what happens at the end of the story.



The wizard cast a spell and
Fred's roar came back! To
say thank you Fred took
the wizard home.

A B C capital letters	 finger spaces	 full stop	Read read it again
---------------------------------	--	--	------------------------------

Remember to use capital letters, full stops and finger spaces!

Super work! Let's read our whole story.

In a land far, far away, there was a big, red
dragon called Fred. Fred lived at the top of
a cold, tall hill. Fred was sad as he has lost
his roar. He did not know know what to do.

He went to look for help. He met an old
wizard. The wizard was lost. The wizard
cast a spell and Fred's roar came back! To
say thank you Fred took the wizard home.

Today is...



Monday

Tuesday

Wednesday

Thursday

Friday

Saturday

Sunday

Tricky Words

Can you read these tricky words?


all

are

my

her

Can you practise drawing these letters?





Can you practise your Phase 3 sounds?

<p>Phase 3 Sounds</p> <p>j</p>  <p>jelly</p>	<p>Phase 3 Sounds</p> <p>v</p>  <p>van</p>	<p>Phase 3 Sounds</p> <p>w</p>  <p>web</p>	<p>Phase 3 Sounds</p> <p>x</p>  <p>box</p>	<p>Phase 3 Sounds</p> <p>y</p>  <p>yoyo</p>	<p>Phase 3 Sounds</p> <p>z</p>  <p>zip</p>	<p>Phase 3 Sounds</p> <p>zz</p>  <p>buzz</p>
<p>Phase 3 Sounds</p> <p>qu</p>  <p>queen</p>	<p>Phase 3 Sounds</p> <p>ch</p>  <p>chin</p>	<p>Phase 3 Sounds</p> <p>sh</p>  <p>ship</p>	<p>Phase 3 Sounds</p> <p>th</p>  <p>thumb</p>	<p>Phase 3 Sounds</p> <p>ng</p>  <p>ring</p>	<p>Phase 3 Sounds</p> <p>ai</p>  <p>snail</p>	<p>Phase 3 Sounds</p> <p>ee</p>  <p>tree</p>
<p>Phase 3 Sounds</p> <p>igh</p>  <p>light</p>	<p>Phase 3 Sounds</p> <p>oa</p>  <p>goat</p>	<p>Phase 3 Sounds</p> <p>oi</p>  <p>coin</p>	<p>Phase 3 Sounds</p> <p>oo</p>  <p>moon</p>	<p>Phase 3 Sounds</p> <p>oo</p>  <p>book</p>	<p>Phase 3 Sounds</p> <p>ear</p>  <p>ear</p>	<p>Phase 3 Sounds</p> <p>ow</p>  <p>owl</p>
<p>Phase 3 Sounds</p> <p>ar</p>  <p>car</p>	<p>Phase 3 Sounds</p> <p>air</p>  <p>chair</p>	<p>Phase 3 Sounds</p> <p>or</p>  <p>fork</p>	<p>Phase 3 Sounds</p> <p>er</p>  <p>hammer</p>	<p>Phase 3 Sounds</p> <p>ur</p>  <p>surf</p>	<p>Phase 3 Sounds</p> <p>ure</p>  <p>manure</p>	

Can you practise your blends and clusters?

st  starfish	nd  hand	mp  lamp	nt  tent	nk  ink	ft  gift	sk  tusk	lt  belt
lp  help	lf  shelf	lk  milk	pt  script	xt  text	tr  tree	dr  drawing	gr  grandpa
cr  crab	br  brush	fr  frog	bl  blackberry	fl  flag	gl  glasses	pl  plane	cl  clown
sl  sleep	sp  spade	tw  twins	sm  small	pr  printer	sc  scarf	sk  skunk	sn  sniff
nch  bench	scr  screw	shr  shrew	thr  thread	str  string			

Today you are going to roll your own superhero story plan. Roll a dice four times to choose your setting characters and props.

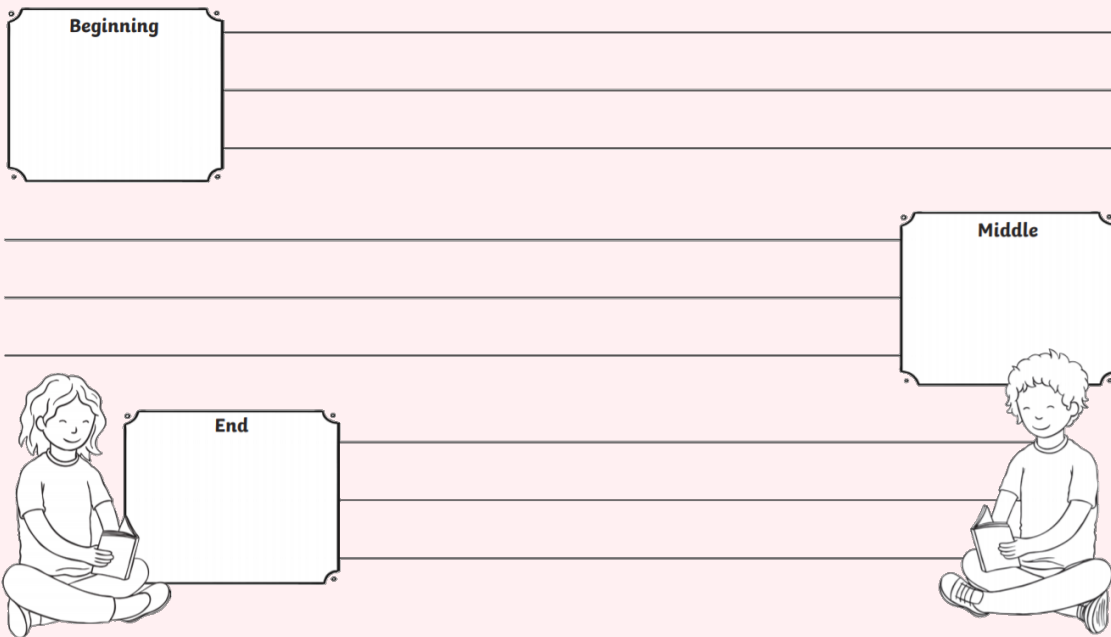
						
Setting						
Good Characters						
Bad Characters						
Prop						

Now you have characters, prop and setting you can plan and write your superhero story.

Beginning

Middle

End



The worksheet is designed for planning a story. It features three main sections: 'Beginning', 'Middle', and 'End'. Each section is represented by a rectangular box with a decorative border. The 'Beginning' box is on the left, the 'Middle' box is on the right, and the 'End' box is at the bottom center. Horizontal lines extend from each box across the page, providing space for writing. At the bottom of the page, there are two line drawings: a girl on the left and a boy on the right, both sitting cross-legged and reading books.



Today is...

Monday

Tuesday

Wednesday

Thursday

Friday

Saturday

Sunday

Tricky Words

Can you read these tricky words?


said

have

like

so


Can you practice drawing these letters?
Be careful as they break the rules!





Can you practise your Phase 3 sounds?

<p>Phase 3 Sounds</p> <p>j</p>  <p>jelly</p>	<p>Phase 3 Sounds</p> <p>v</p>  <p>van</p>	<p>Phase 3 Sounds</p> <p>w</p>  <p>web</p>	<p>Phase 3 Sounds</p> <p>x</p>  <p>box</p>	<p>Phase 3 Sounds</p> <p>y</p>  <p>yoyo</p>	<p>Phase 3 Sounds</p> <p>z</p>  <p>zip</p>	<p>Phase 3 Sounds</p> <p>zz</p>  <p>buzz</p>
<p>Phase 3 Sounds</p> <p>qu</p>  <p>queen</p>	<p>Phase 3 Sounds</p> <p>ch</p>  <p>chin</p>	<p>Phase 3 Sounds</p> <p>sh</p>  <p>ship</p>	<p>Phase 3 Sounds</p> <p>th</p>  <p>thumb</p>	<p>Phase 3 Sounds</p> <p>ng</p>  <p>ring</p>	<p>Phase 3 Sounds</p> <p>ai</p>  <p>snail</p>	<p>Phase 3 Sounds</p> <p>ee</p>  <p>tree</p>
<p>Phase 3 Sounds</p> <p>igh</p>  <p>light</p>	<p>Phase 3 Sounds</p> <p>oa</p>  <p>goat</p>	<p>Phase 3 Sounds</p> <p>oi</p>  <p>coin</p>	<p>Phase 3 Sounds</p> <p>oo</p>  <p>moon</p>	<p>Phase 3 Sounds</p> <p>oo</p>  <p>book</p>	<p>Phase 3 Sounds</p> <p>ear</p>  <p>ear</p>	<p>Phase 3 Sounds</p> <p>ow</p>  <p>owl</p>
<p>Phase 3 Sounds</p> <p>ar</p>  <p>car</p>	<p>Phase 3 Sounds</p> <p>air</p>  <p>chair</p>	<p>Phase 3 Sounds</p> <p>or</p>  <p>fork</p>	<p>Phase 3 Sounds</p> <p>er</p>  <p>hammer</p>	<p>Phase 3 Sounds</p> <p>ur</p>  <p>surf</p>	<p>Phase 3 Sounds</p> <p>ure</p>  <p>manure</p>	

Can you practise your blends and clusters?

st

starfish

nd

hand

mp

lamp

nt


tent

nk

ink


ft


gift

sk

tusk

lt


belt

lp

help

lf

shelf


lk

milk

pt

script


xt


text


tr

tree

dr

drawing


gr

grandpa

cr

crab

br

brush

fr

frog

bl

blackberry

fl


flag

gl

glasses


pl

plane

cl

clown

sl

sleep


sp

spade


tw

twins

sm

small

pr

printer

sc

scarf

sk


skunk

sn

sniff


nch

bench

scr

screw

shr

shrew

















thr

thread

str

string

Today you are going to roll your own fairy tale story plan. Roll a dice four times to choose your setting characters and props.

My Fairy Tale Storyboard

						
Setting						
Good Characters						
Bad Characters						
Prop						

Now you have characters, prop and setting you can plan and write your fairy tale story.

Beginning

Middle

End

