



Year One - English

Each day your child will have:

- Phonics flashcards video/task to complete.
- A handwriting task to complete.
- An English challenge to complete.
- Optional extra tasks.

Handwriting


Our Learning Objective:

Writing—POS1—H1



Most of my lower case, capital letters and numerals (0-9) are written in the correct direction, starting and finishing in the right place.

We are focusing on the main four handwriting actions.



Handwriting

Common exception word
practice

Year 1 Common Exception Words


the	is	no	one
a	his	go	once
do	has	so	ask
to	I	by	friend
today	you	my	school
of	your	here	put
said	they	there	push
says	be	where	pull
are	he	love	full
were	me	come	house
was	she	some	our
	we		

The

a

do

today

 Year-1-Common-Exception-Words.pdf

English


Our Learning Objectives:

Writing—POS1—Oracy



I can orally rehearse my phonics and sentences before writing, whether through role play or other pedagogical approaches.

Writing—POS1—GPC2



I can punctuate sentences using a capital letter and a full stop in **most** sentences.

Enjoy the story of
Little Red Riding Hood



Miss Devine



Mrs Koopman

Little Red Riding Hood

Read the book if you have it or watch the video link below.



<https://www.youtube.com/watch?v=OI4-xfRDGHM>






English Task

Write a letter to Granny from the Wolf.

Write a Letter to Granny
The Wolf wants to say sorry to Little Red Riding Hood's granny.
Use the space below to write a letter that The Wolf might send.



Dear Granny

Wolf's Den
The Woods
Diddle Dumpling
WO 1LF

Sincerely,
The Wolf




A writing template for a letter. It features a small illustration of Little Red Riding Hood on the left and a wolf on the right. The central area is filled with horizontal lines for writing. The text "Dear Granny" is at the top left, and "Sincerely, The Wolf" is at the bottom left. The address "Wolf's Den, The Woods, Diddle Dumpling, WO 1LF" is on the right side.

Optional Extra English

<https://www.youtube.com/watch?v=TPjDoaheqBY>



Art  **hub**
for Kids



Watch the video and learn how to draw
Little Red Riding hood

If you have any questions please email

keystage1@cookridgeprimaryschool.org.uk

Attachments

1 Monday - English - Label the snail - Printable Version.pdf

ighPhonemeSpotter.pdf

ooPhonemeSpotter.pdf

T-T-5133-Snails-Acrostic-Poem.pdf

Snail_and_the_Whale_Colouring.pdf

Day 4-Week 1.pdf

Day 4-week 2.pdf

Year-1-Common-Exception-Words.pdf