



Year One - English

Each day your child will have:

- A handwriting task to complete.
- An English challenge to complete.
- Optional extra tasks.

Handwriting


Our Learning Objective:

Writing—POS1—H1



Most of my lower case, capital letters and numerals (0-9) are written in the correct direction, starting and finishing in the right place.

We are focusing on the main four handwriting actions.



Handwriting

Common exception words

Can you write them out
in sentences?

Common Exception Words

a b c d e f g h i j k l m n o p q r s t u v w x y z
A B C D E F G H I J K L M N O P Q R S T U V W X Y Z

the _____	are _____	your _____
a _____	were _____	they _____
do _____	was _____	be _____
to _____	is _____	he _____
today _____	his _____	me _____
of _____	has _____	she _____
said _____	I _____	we _____
says _____	you _____	no _____

File name for
task resources

Year-1-Common-Exception-Words-Practice.pdf

English

Our Learning Objectives:

Writing—POS1—Oracy



I can orally rehearse my phonics and sentences before writing, whether through role play or other pedagogical approaches.

Writing—POS1—P1



I know the phonemes and graphemes in unfamiliar words.

Hello!

We are looking at
Weather



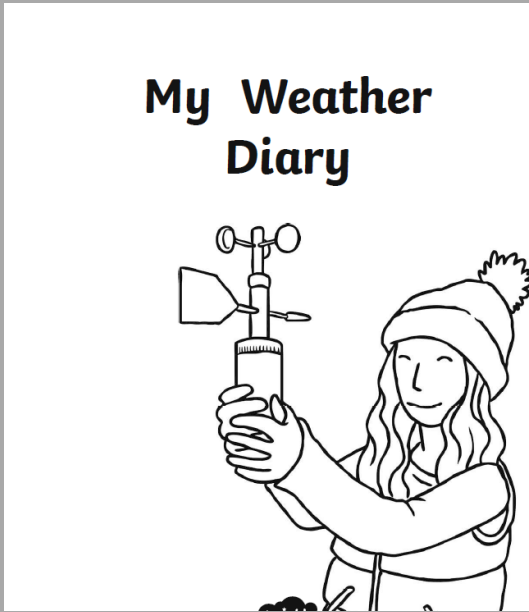
Miss Devine






Mrs Koopman

English Task

Fill in Friday's weather diary



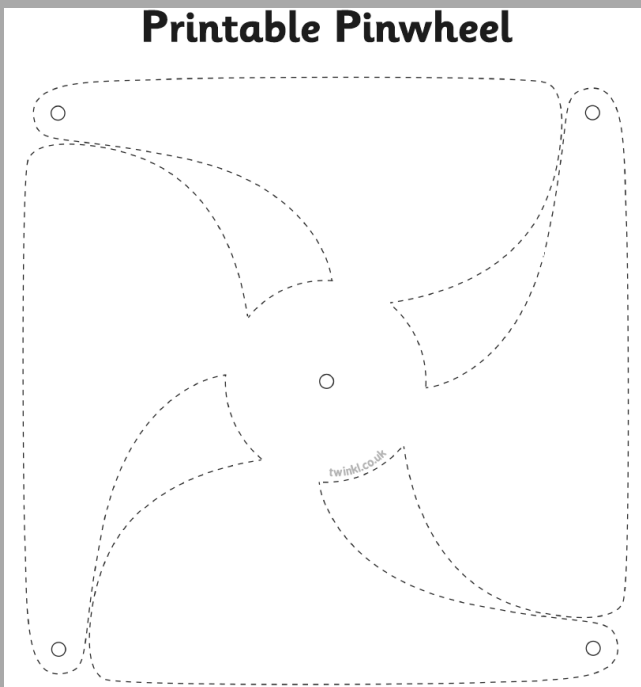
Friday

What can I see?	
What can I hear?	
Draw a picture of the weather:	

English Task

Day 5-week 7-English.pdf

Printable Pinwheel



Read the instructions
and make your own
pinwheel

What to do:

- Colour in the pinwheel template on both sides.
- Cut out the pinwheel template along the dotted lines.
- Fold the small circles at the ends of the sails in to meet the small circle at the centre of the pinwheel.
- Carefully push the drawing pin through all the small circles at the centre.
- Place the dowel behind the pinwheel and push the drawing pin into the dowel to secure the pinwheel to its handle. Don't push the drawing pin in too tightly, or the pinwheel won't spin.
- Check the back of the dowel to ensure the sharp end of the drawing pin is not sticking out. Place some sticky tack over it if it is.

Optional tasks

Purple Mash -Have a go at the Snowman picture-
check the 2Do on Purple Mash



2Dos



2Do: Snow Man

Put yourself into the role of a snowman.
(Assigned to: 1, 2. Set by:)

Creative task

Mindfulness colouring

Spelling shed/LEXIA

Practice spelling your common
exception words and spelling words containing phase 5
sounds.



If you have any questions please email

keystage1@cookridgeprimaryschool.org.uk

Attachments

1 Monday - English - Label the snail - Printable Version.pdf

play-pals-the-ai-snail_ver_3.pdf

Day 1 - Little Red Riding Hood Puppets.pdf

Day 1.pdf

Day 3-week 7-English.pdf

Day 4-week 7-English.pdf

Day 4a-week 7- English.pdf

Day 5-week 7-English.pdf

Day 5-week 7-Eng.pdf