

LKS2 Home Learning - English

SPaG Fluency - Daily Activity. To be completed first.


Handwriting - Daily Activity. To be completed second.

Main Teaching Screens - To be completed third, including any RICs that are set.



SpellingShed - To be completed at the end of English - minimum 15 minutes.

Look out for this symbol.

This means there is a task for you to do.



Session Eleven

| | | |
|---|---|----------------|
|  |  | fluency |
|---|---|----------------|

1. Write down all the verbs from the sentence below.
Timmy shuffled across the room to grab his yellow coat.

2. Write down the adverb in the following sentence.
Bobby yelled angrily at his friend to stop annoying him.

3. What are the two adjectives in the sentence below?
The new Minecraft update is the largest update yet.

4. Identify the nouns in the following sentence.
The lion stalked the gazelle through the dense grass.

5. Which words need capital letters in the sentence below?
At this time of year, frank thought paris was beautiful.

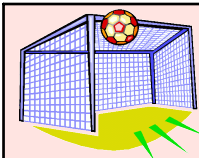
6. What words can you add the prefix 'mis' to, in order to create a new word?
grab fire hit take

7. Add the suffix 'es' to the word below to make a new word.
try

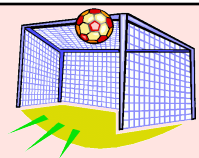
8. Which word can you add 'tion' to so you can make a new word?
magic discuss invent explode

9. Which words can you add 'ous' to so you can make a new word?
attend danger heavy courage


10. In the sentence below, can you label all the adjectives (A), verbs (V) and adverbs (AV)?
Greg lazily grabbed his phone so he could call his best friend.



Grammar Goal Of The Week



Penpals





What is *meaning breakdown*?

Sometimes we can read words correctly but not understand what they mean.

Good readers are excellent at spotting words, phrases or ideas that they don't understand. And they have repair strategies to help.

Good readers spot meaning breakdown and try to fix it



Here's 5 things to try...

1. Go back 2 or 3 sentences and re-read and collect clues from the words around. Try to connect the hard part to the bit that came before. Use background knowledge and think like a detective.



2. Make pictures in your mind and re-read the hard bit. Your *mind pictures* may make things clear.


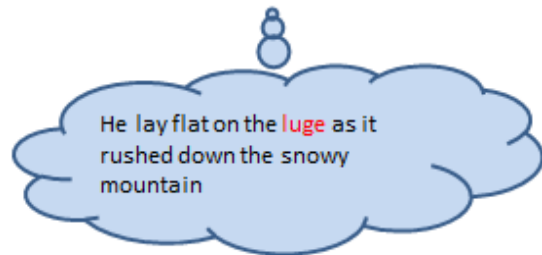
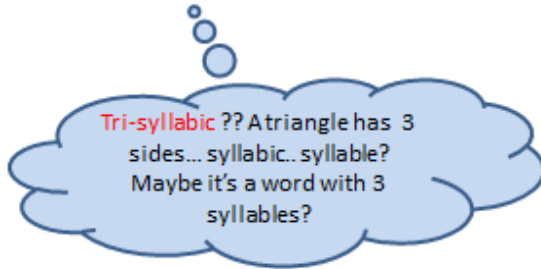


3. Look at the key words in the sentence to help you understand. The key words will be packed with meaning.

4. Read back a bit and read on a bit. Look at key words, make pictures and think like a detective



5. If it's a single unfamiliar word, ask yourself ...*what do I know about it?*
Is it like a word I know? *Is it a noun, verb or adjective?*



Reading

Through the website, open the document on wishing wells. This is the piece of text we will use all week.

If possible, read it aloud to a grown-up. As you read, underline or circle any meaning breakdown you have and use the cards and your strategies to have a good guess at what the word might mean.

Write down the word and your guesses in your book.

Wishing Wells

A wishing well is a well in which a person throws a coin and at the same time makes a wish. The person hopes that, as they have given some money to the well, their wish will be granted. However, the story of wishing wells doesn't end there.

After tossing in a coin and making a wish, people believe their wish will then be granted by the guardian or dweller of the well, who lives underneath it, and was based upon how the coin would land at the bottom. If the coin landed heads up, the guardian of the well would grant the wish, but the wish of a tails up coin would be ignored.

The guardians of the well were never seen but there were numerous rumours of who it was. Some people believed the keepers to be fairies, whilst others believed it to be the work of elves or trolls.

Definitions:

A well is a hole that is dug into the Earth to get water (or oil or natural gas) out of the ground. They can be as simple as a hole that a bucket on a rope can be lowered into, or very complex with pipes and high-powered pumps to get the water out. Water is a problem for many African countries. Many charities are helping to build wells in local villages to help stop lengthy travel to distant water supplies.

A **wish** is a hope or desire for something.

Some examples of wishing wells:



Wishing Wells

A wishing well is a well in which a person throws a coin and at the same time makes a wish. The person hopes that, as they have given some money to the well, their wish will be granted. However, the story of wishing wells doesn't end there.

After tossing in a coin and making a wish, people believe their wish will then be granted by the guardian or dweller of the well, who lives underneath it, and was based upon how the coin would land at the bottom. If the coin landed heads up, the guardian of the well would grant the wish, but the wish of a tails up coin would be ignored.

The guardians of the well were never seen but there were numerous rumours of who it was. Some people believed the keepers to be fairies, whilst others believed it to be the work of elves or trolls.

Definitions:

A well is a hole that is dug into the Earth to get water (or oil or natural gas) out of the ground. They can be as simple as a hole that a bucket on a rope can be lowered into, or very complex with pipes and high-powered pumps to get the water out. Water is a problem for many African countries. Many charities are helping to build wells in local villages to help stop lengthy travel to distant water supplies.


A wish is a hope or desire for something.

Some examples of wishing wells:



Example:

granted - given or allowed -



If you have one at home, use a dictionary to see if your guesses were correct. If you don't have a dictionary, you can use google or there are plenty of free online dictionaries.

Once you have found the meaning, write it next to your guess. Were you correct?
Were you close?

Example:

granted - given or allowed - given or awarded



Finish with a minimum 15 minutes on Spelling Shed on the lists you have been set.