






Beowulf: An Epic Poem

	Can accurately summarise the main ideas drawn from more than one paragraph, identifying key details that support the main ideas most of the time.
	Can accurately retrieve, record and present information from a range of texts most of the time.
	Can accurately justify inferences with evidence most of the time.
	Can accurately make comparisons within and across books most of the time.
	Can accurately discuss and evaluate how authors use language, including figurative language, considering the impact on the reader most of the time.



1. Look at the poem in the text box. Can you find and record words which tell you when the monster arrived at the King's hall to begin his attack and when he returned to his lair (home)?

2. Using clues from the text , what do you think the words 'reposing' and 'tarried' and 'surfeit' mean?

3. Why does each new line of the poem begin with a capital letter?

4. How can historians tell how old something is by looking at the words? Hint - think about the vocabulary that is written down.