




Year Two - English

Today your child will have:

- Phonics flashcards video
- Phonics task to complete.
- An English challenge to complete.



Phoneme recap

How quickly can you recall the phase 5 phonemes?

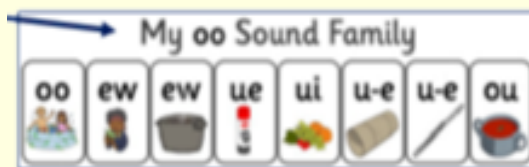


<https://www.phonicsplay.co.uk/resources/phase/5/flashcards-speed-trials>



Phonics

During this period we will be focusing on alternative spelling patterns.



Today we are going to be looking at the 'oo' phoneme family. Can you think of the different graphemes that make the 'oo' phoneme?


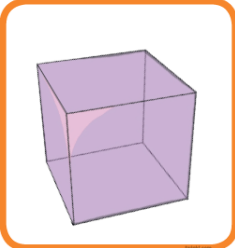



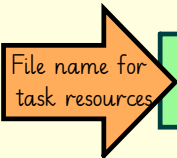
All of these graphemes, make the phoneme 'oo'.



Picture matching cards

Read the word cards and find the matching picture card.
You could even play a game of pairs with a family member.

		
brute	cube	volume



ue, ew and u-e matching cards



English

Our Learning Objective:

I can segment spoken words into phoneme and represent these by graphemes, spelling many correctly.



The Gingerbread Man

Use your story plan to write your own version of the story.

File name for task resources

Lined.pdf

Half Lined.pdf



CHALLENGE: Can you design your own front cover for your story?

Optional Extra English

Read the recipe and have a go at making your own Gingerbread people. Share your photos with us.



Ingredients

350g plain flour
100g butter
5 $\frac{1}{2}$ tsp ground ginger
1 $\frac{1}{2}$ tsp ground cinnamon
1 tsp bicarbonate soda
175g light brown sugar
4 tbsp golden syrup
1 medium egg
For the decoration:
225g icing sugar
2-3 tbsp warm water
Food colouring
Range of sweets and cake decorations for features

File name for task resources

We-are-all-different-gingerbread-people-recipe.pdf

If you have any questions please email

keystage1@cookridge.leeds.sch.uk

Attachments

Day 1 - Optional Zog activity.docx

Day 6 - RIC text.docx

oa phoneme spotter.pdf

Contractions worksheet.pdf

Crack the Code.pdf

Day 9 - RIC.docx

Postcard Writing Templates.pdf

Word Mat.pdf