

## **Year Two - English**

Today your child will have:

- Phonics flashcards video
- Phonics task to complete.
- A handwriting task to complete.
- An English challenge to complete.



## Handwriting

### Learning objective

I can write capital and lower case letters and digits of the correct size, orientation and relationship to one another, including ascenders and decenders.


Teacher video: Handwriting Task 2



Phoneme flash card recap

Teacher video: Please use phoneme flashcard video 2 to recap phase 3 and 5 phonemes.

Today we are going to explore the 'oi' phoneme family.



## Spelling rule

If the 'oi' sound is in the middle of a word, you use the 'oi' grapheme.

If it is at the end of a word, you will use the 'oy' phoneme.




Look at the picture and say what it is showing. Think about how you would spell the word, which phoneme would you choose? If you are not sure, write both options down and see which one looks correct.



oi

oy

Look at the picture and say what it is showing. Think about how you would spell the word, which phoneme would you choose? If you are not sure, write both options down and see which one looks correct.



This is my bunny. He  
is my \_\_\_\_\_

oi

oy

Look at the picture and say what it is showing. Think about how you would spell the word, which phoneme would you choose? If you are not sure, write both options down and see which one looks correct.



Land \_\_\_\_\_

oi

oy

Look at the picture and say what it is showing. Think about how you would spell the word, which phoneme would you choose? If you are not sure, write both options down and see which one looks correct.



oi

oy

Look at the picture and say what it is showing. Think about how you would spell the word, which phoneme would you choose? If you are not sure, write both options down and see which one looks correct.




The sound that you make, is your \_\_\_\_

oi

oy

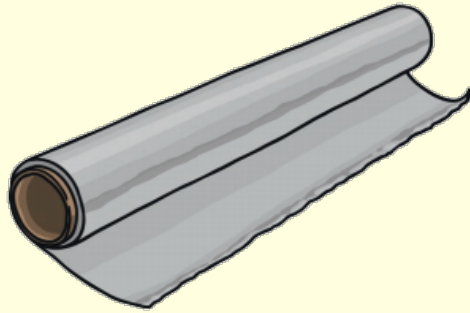
Look at the picture and say what it is showing. Think about how you would spell the word, which phoneme would you choose? If you are not sure, write both options down and see which one looks correct.



oi

oy

Look at the picture and say what it is showing. Think about how you would spell the word, which phoneme would you choose? If you are not sure, write both options down and see which one looks correct.



tin \_\_\_\_\_

oi

oy

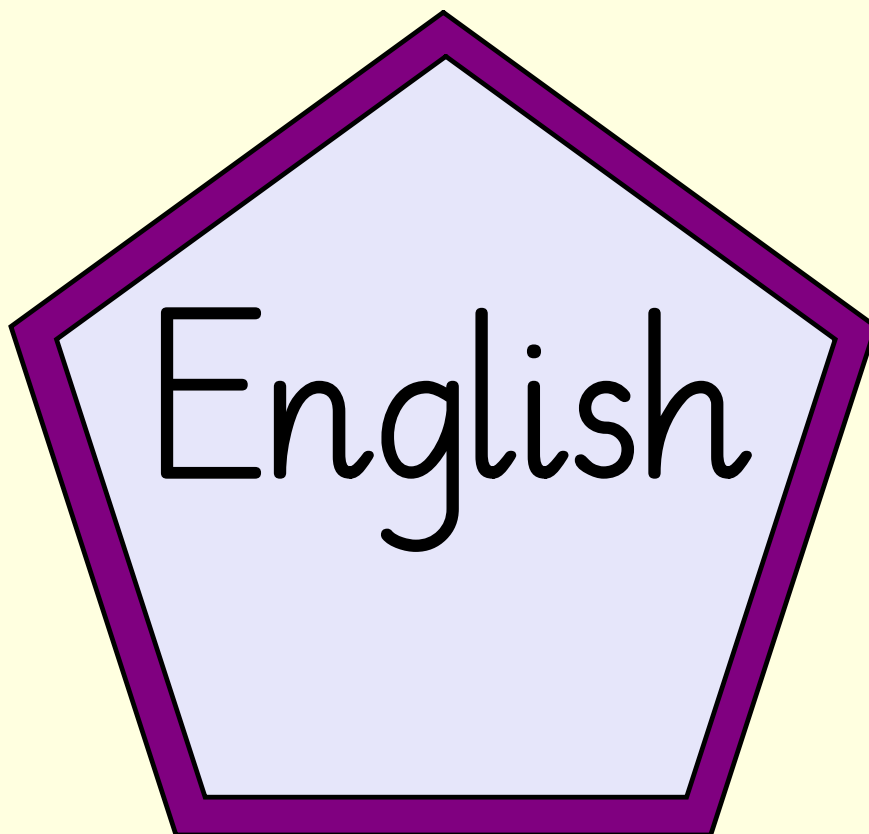
Look at the picture and say what it is showing. Think about how you would spell the word, which phoneme would you choose? If you are not sure, write both options down and see which one looks correct.



oi

oy





## English

### Our Learning Objective:

I can segment spoken words into phoneme and represent these by graphemes, spelling many correctly.

Today we going to look at a new poem:  
' April Rain Song' by Langston Hughes

### April Rain Song


Let the rain kiss you  
Let the rain beat upon your head with silver liquid drops  
Let the rain sing you a lullaby  
The rain makes still pools on the sidewalk  
The rain makes running pools in the gutter  
The rain plays a little sleep song on our roof at night  
And I love the rain.

Langston Hughes

### Expanded Noun phrases

#### A noun phrase

A noun phrase is a group of two or more words that contain a noun but no verb to tell us what the noun is doing or feeling.



flowers




polar bear

## Expanded noun phrases

An expanded noun phrase is a noun phrase with extra details added.

Adjectives can be used to add more information.



colourful,  
smelling flowers



gigantic, friendly  
polar bear



## English Task

### Finding adjectives / expanded noun phrases

Read the different poems, by following the links to the files below.

Within those poems there are expanded noun phrases and adjectives. Colour in the different adjectives / expanded noun phrases that you can find within these poems.



The Rain by Mary Justus



The Rain by RL Stephenson

If you have any questions please email

[keystage1@cookridge.leeds.sch.uk](mailto:keystage1@cookridge.leeds.sch.uk)

## Attachments

---

Day 3 - RIC.docx

Day 3 - Wordsearch.pdf