


Year Two - English

Today your child will have:

- Phonics flashcards video
- Phonics task to complete.
- A handwriting task to complete.
- An English challenge to complete.
- Optional extra tasks.



Flash card recap

Video link: Phoneme flash card recap I

Today we are going to continue to recap all of the phonemes we have learnt both at home and school.



Sentence Substitution

Select a sentence from the list. Read the choice of alternative words at the bottom. Can you change the words in the sentence for the words at the bottom?



link

<https://www.phonicsplay.co.uk/resources/phase/5/sentence-substitution-ph5a>

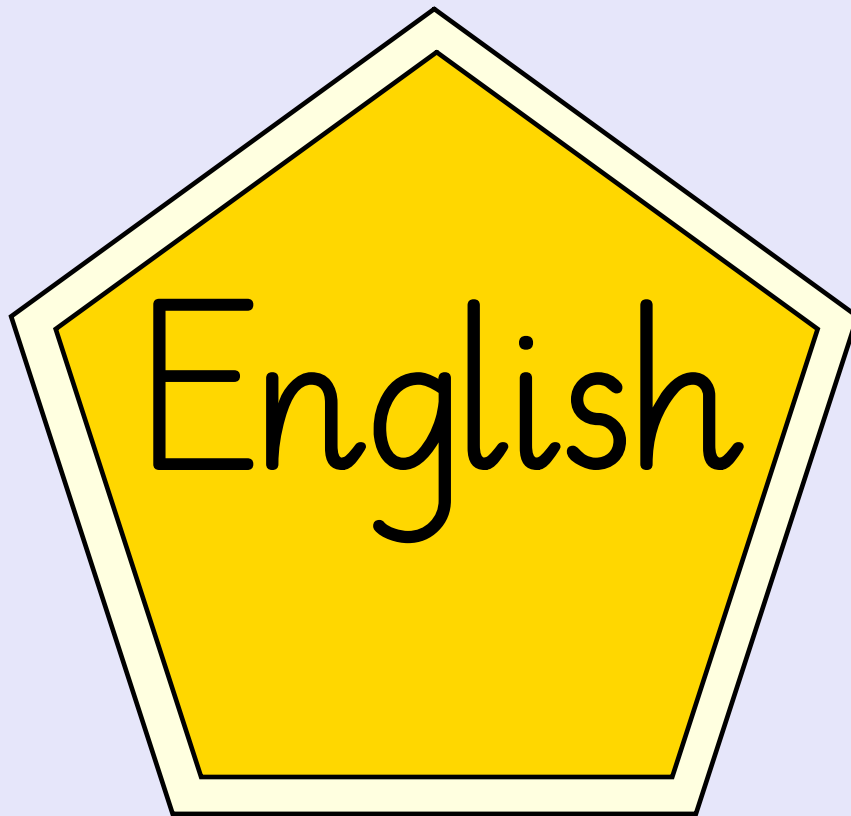


Handwriting

Learning objective

I can write capital and lower case letters and digits of the correct size, orientation and relationship to one another, including ascenders and decenders.

Teacher video: Handwriting task (2)



English

Our Learning Objective:

I can segment spoken words into phonemes and represent these by graphemes, spelling many correctly.


Today we are going to be continuing with story 'Cloudy with a Chance of Meatballs.



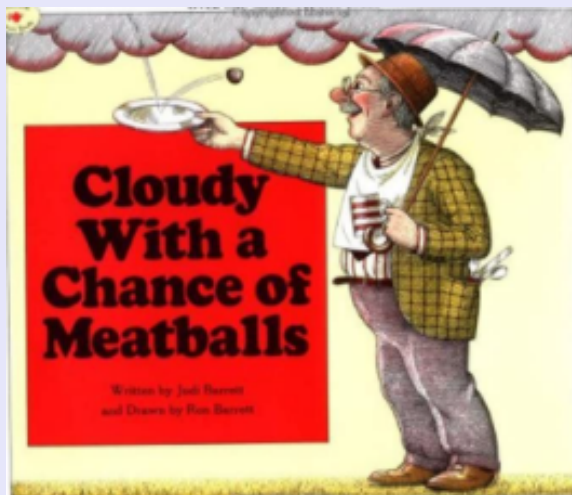
Mr Morgan



Mrs Hoyle



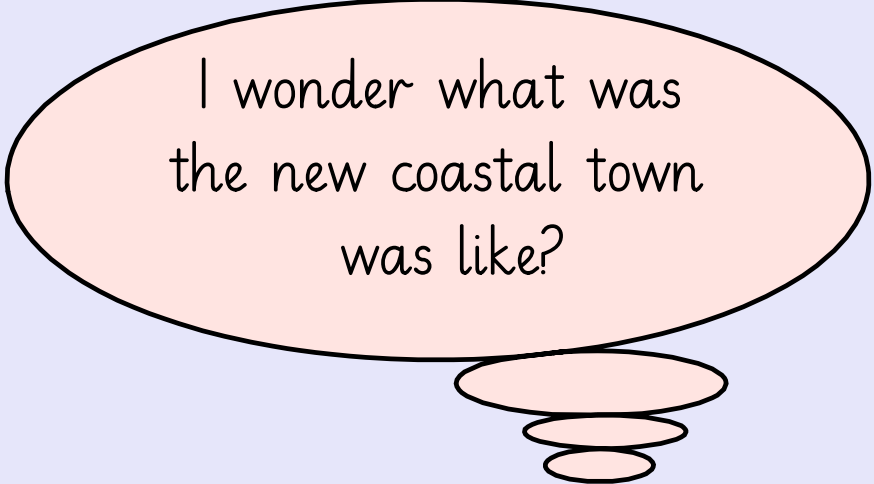
Listen to Mrs Hoyle reading the rest of the story.



Teacher video: Cloudy with a chance of meatball story

The town of Chewandswallow.

After being afloat for a week, they finally reached a small coastal town, which welcomed them. The bread had held up surprisingly well, well enough for them to build temporary houses for themselves out of it.



I wonder what was
the new coastal town
was like?

What was the name
of it?

What did it look like?

What shops were
there?

How did they get
their food?

A design of a house
in this new town.

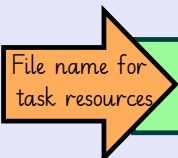


English Task

Creating the new town that the residents of
Chewandswallow went to.

Can you create the new town that the residents went to?

Use the template below to create a plan for your new town.



About my new town

Creating your own coastal town

Name:

An image of town

A design of a house

Optional tasks


Creative task:

Make a 3D model of your town. You can use a variety of different resources to create your town.



Online task

2Do on purple mash: Follow the purple mash activity to create a painting of your new town.



Spelling Shed

Complete the assignments set for this week.

If you have any questions please email

keystage1@cookridge.leeds.sch.uk

Attachments

Day 1 - Find Your Partner Word Cards - adding -ed.pdf

Day 1 - What am I - Adding -er.pdf

Day 1 - Adding -ing.doc

Day 1 - Optional Zog activity.docx