


Home learning
English

Year Two - English

Today your child will have:

- Phonics flashcards video
- Phonics phoneme to learn
- An English challenge to complete.



Flash card video

Please watch teacher video phoneme
flashcards 2

Phonics

During this period we will be focusing on alternative spelling patterns.



Today we are going to be looking at the 'j' phoneme family. Can you think of the different graphemes that make the 'j' phoneme?



Spelling the phoneme


/j/

with


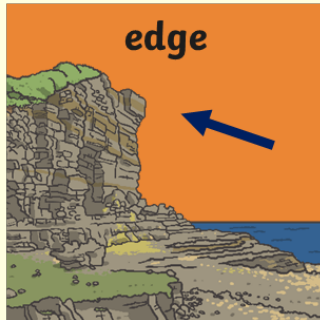
'-dge'

at the end of a word.

These words have the /j/ phoneme in them. Say each word. Think about where the /j/ sound comes in each word.


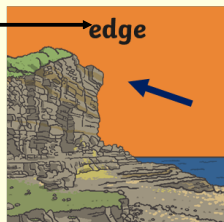



Can you and your friend think of a rule for when to use the trigraph '-dge' to spell the sound /j/?

badge**bridge****dodge****edge****fudge**

TN: Go through each word to explain what a short vowel sound is.

At the end of a word, the /j/ sound is spelt '-dge' after the short vowel sounds /a/, /e/, /i/, /o/, /u/

bdge**bridge****ddge****edge****fudge**



English

Our Learning Objective:

I can segment spoken words into phoneme and represent these by graphemes, spelling many correctly.

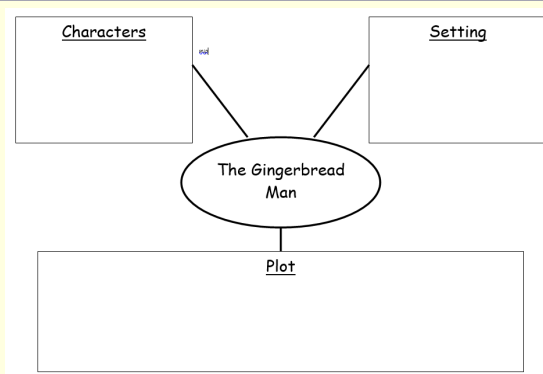


The Gingerbread Man

Write your own story plan for your own version, think of 2 new characters he might meet.

File name for task resources

Gingerbread Man-story plan.doc

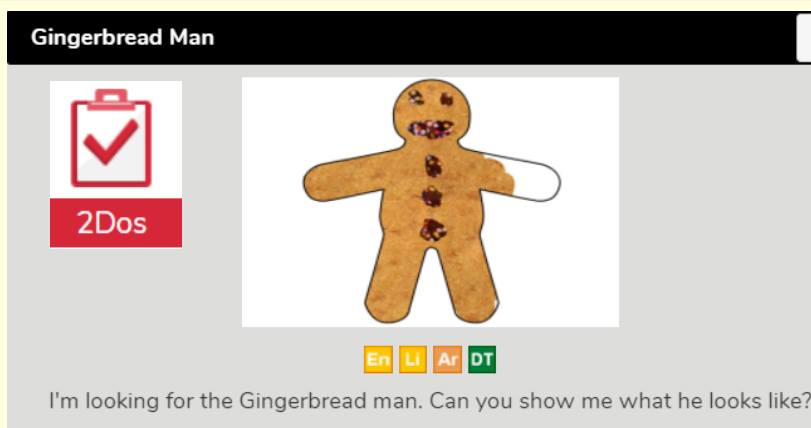


CHALLENGE: Can you do a character description of one of your new characters in your story?



The Gingerbread Man

Have a go at designing your own Gingerbread Man on Purple Mash



CHALLENGE: Can you research and write your own recipe for making your own gingerbread?



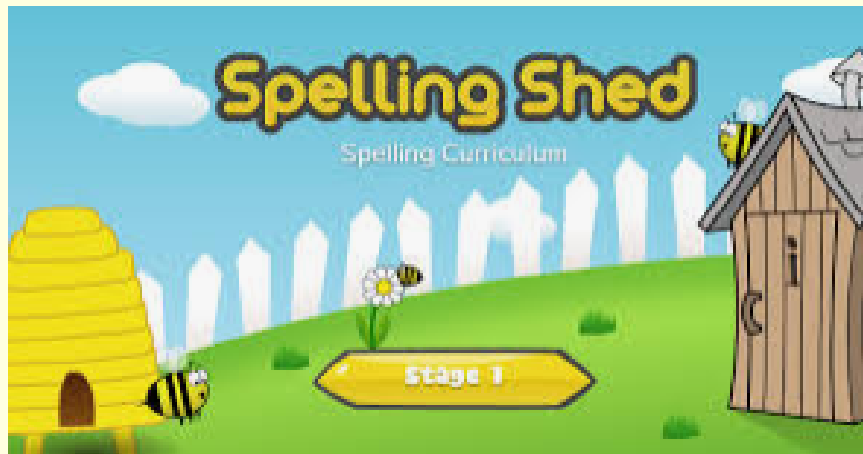
Optional Extra English

Complete the games on 'Spelling Shed'



<https://www.edshed.com/en-gb/login>

Spelling Shed



If you have any questions please email

keystage1@cookridge.leeds.sch.uk

Attachments

Day 1 - Optional Zog activity.docx

Day 6 - RIC text.docx

oa phoneme spotter.pdf

Contractions worksheet.pdf

Crack the Code.pdf

Day 9 - RIC.docx