



Year One

Home Learning

English

# Year One - English

Each day your child will have:

- A handwriting task to complete.
- An English challenge to complete.
- Optional extra tasks.

# Handwriting


Our Learning Objective:

**Writing—POS1—H1**



Most of my lower case, capital letters and numerals (0-9) are written in the correct direction, starting and finishing in the right place.

We are focusing on the main four handwriting actions.



A sentence a day  
Remember- capital letters, finger spaces and a full stop.

# Handwriting

## A Sentence a Day Writing Sheets

Write a sentence to go with each picture.

forest pirate alien birthday candle



Who lives here?

\_\_\_\_\_  
\_\_\_\_\_



The girl is \_\_\_\_\_

\_\_\_\_\_  
\_\_\_\_\_



The elephants are \_\_\_\_\_

\_\_\_\_\_  
\_\_\_\_\_



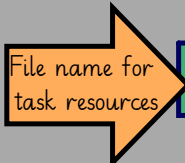
This is \_\_\_\_\_

\_\_\_\_\_  
\_\_\_\_\_



I can see \_\_\_\_\_

\_\_\_\_\_  
\_\_\_\_\_



File name for  
task resources

A-sentence-a-day-differentiated-writing-sheets\_ver\_2.pdf

# English

## Our Learning Objectives:

**Writing—POS1— Oracy**



I can orally rehearse my phonics and sentences before writing, whether through role play or other pedagogical approaches.

**Writing—POS1—P1**



I know the phonemes and graphemes in unfamiliar words.

Hello!  
Jack and the Beanstalk


# Jack And The Beanstalk



Miss Devine



Mrs Koopman





# Jack and the Beanstalk



Watch chapter 5

<https://www.bbc.co.uk/teach/class-clips-video/english-ks1-jack-and-the-beanstalk-pt5/zfqncqt>

## Resource Sheet 9: Jack's feelings beanstalk

How does Jack feel as he climbs? Write some words next to the beanstalk to show how he feels as he gets higher. Draw what Jack can see as he climbs.

The worksheet features a cartoon illustration of Jack, wearing a brown hat, a green knitted sweater, and red shoes, climbing a beanstalk. To the right of the beanstalk are three arrows pointing to writing areas:

- Near the top →
- At the middle →
- At the bottom →


Below these arrows is a large rectangular box with horizontal lines for writing. At the bottom right, there is a rounded rectangle containing the text:

Useful words:  
alone excited  
nervous scared

Bean Plant  
Diary



# English Task



Have you been filling out your bean diary?  
What can you see?  
Can you see the shoots?



## Optional tasks

Purple Mash -Plant diary- look at the 2Do on Purple Mash



2Dos



My Plant Diary

Creative task-

Make a castle for your plant



Spelling shed/Lexia

Practice spelling your common exception words and spelling words containing phase 5 sounds.

If you have any questions please email

[keystagel@cookridgeprimaryschool.org.uk](mailto:keystagel@cookridgeprimaryschool.org.uk)



## Attachments

---

Bean-Plant-Diary-Writing-Frame.pdf