



Year Two - English

Today your child will have:

- A phonics recap
- Phonics task to complete.
- A handwriting task to complete.
- An English challenge to complete.
- Optional extra tasks.



Handwriting

Phonics

Phoneme recap

How quickly can you recall all the phase 3 and phase 5 phonemes?



<https://www.phonicsplay.co.uk/resources/phase/3/grab-a-giggling-grapheme>



Welcome back. We hope you have a lovely half term holiday. Our focus phoneme for the next couple of days is going to be the 'f' phoneme family



ff



ph

Note: Look at the picture and use the phonemes at the bottom to help you spell the word. If you are not sure, write all of the different ways and select which one you might have seen in a book.



ff

f

ph

Note: Look at the picture and use the phonemes at the bottom to help you spell the word. If you are not sure, write all of the different ways and select which one you might have seen in a book.

lst

ff

f

ph

Note: Look at the picture and use the phonemes at the bottom to help you spell the word. If you are not sure, write all of the different ways and select which one you might have seen in a book.

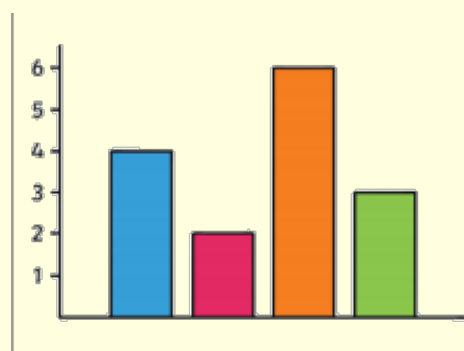


ff

f

ph

Note: Look at the picture and use the phonemes at the bottom to help you spell the word. If you are not sure, write all of the different ways and select which one you might have seen in a book.



ff

f

ph

Note: Look at the picture and use the phonemes at the bottom to help you spell the word. If you are not sure, write all of the different ways and select which one you might have seen in a book.



ff

f

ph

Note: Look at the picture and use the phonemes at the bottom to help you spell the word. If you are not sure, write all of the different ways and select which one you might have seen in a book.



ff

f

ph

Note: Look at the picture and use the phonemes at the bottom to help you spell the word. If you are not sure, write all of the different ways and select which one you might have seen in a book.



ff

f

ph

Note: Look at the picture and use the phonemes at the bottom to help you spell the word. If you are not sure, write all of the different ways and select which one you might have seen in a book.



ff

f

ph

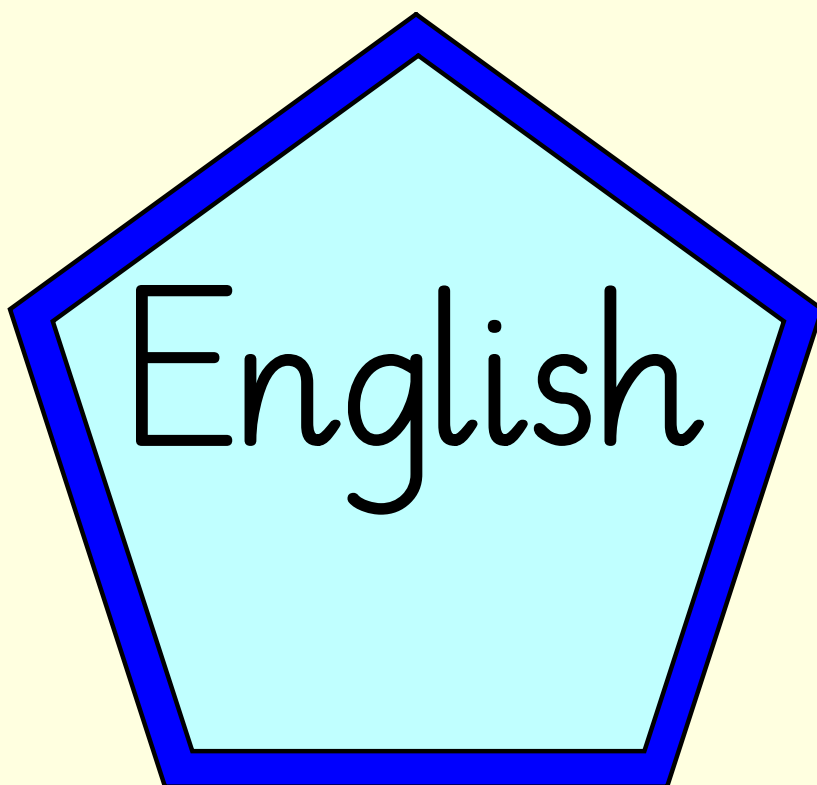
Note: Look at the picture and use the phonemes at the bottom to help you spell the word. If you are not sure, write all of the different ways and select which one you might have seen in a book.



ff

f

ph



English

Our Learning Objective:

I can use co-ordination (or / and / but) and some subordination (when / if / that / because).

Good Morning, today we are going to be learning a new skill. We are going to be learning about coordinating conjunctions.




Mr Morgan



Mrs Hoyle

Co-ordination



Joining Sentences

Every sentence has a clause.

A clause is a group of words that has a subject and a

Jessica ran to the shop.

The subject

The verb



Joining Sentences

When we join two clauses together, they become complex or compound sentences. We already know at least one way to do this – by using **and**

Jessica ran to the shop. She bought a chocolate bar.

Joining Sentences

When we join two clauses together, they become complex or compound sentences. We already know at least one way to do this – by using **and**

Jessica ran to the shop **and** she bought a chocolate bar.

We join our clauses together using conjunctions.



The word **and** is a conjunction.

Joining Sentences

We often want to join our clauses together to make our writing more interesting to read. When we do this we use conjunctions.

When we are joining two clauses that are as important as each other and that could be individual sentences, we use a co-ordinating conjunction.

There are many co-ordinating conjunctions but we are going to look more carefully at three of them:

and

but

or

Joining Sentences

Each of these co-ordinating conjunctions has a different job.

and

is used when we are adding more information to a sentence.

but

is used when we are contrasting things.

or

is used when we are writing about alternatives.

Joining Sentences

and

but

or

Remember that when we use these conjunctions, the clauses they join could stand on their own and still make sense.

Look at the sentence below.

I really wanted a chocolate bar but my mum said no.

If we take the word *but* out of this sentence and replace it with a full stop, it still makes sense.

I really wanted a chocolate bar. My mum said no.

Joining Sentences

and

but

or

Look at the clause below. Which of our 3 co-ordinating conjunctions would join these together best?

I went to the park. I played on the swings.



Joining Sentences

and

but

or

Look at the clause below. Which of our 3 co-ordinating conjunctions would join these together best?

I have a bike. I don't ride it very often.



Joining Sentences

and

but

or

Look at the clause below. Which of our 3 co-ordinating conjunctions would join these together best?

Should I play on my bike?
Should I watch TV?





English Task

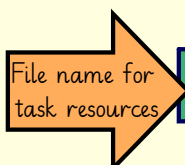
Identifying coordinating conjunctions

Task 1

Can you add in the correct conjunctions to complete the clauses?

Task 2

Write your own sentences, which include coordinating conjunctions.



Coordinating conjunctions activity

Optional tasks



2Dos

Purple Mash

Complete the activity, looking at making sentences by joining clauses with conjunctions



Spelling shed/LEXIA

Practice spelling your common exception words and spelling words containing all the phonemes you have learnt.

If you have any questions please email

keystage1@cookridge.leeds.sch.uk

Attachments

RIC text - Day 2.docx

Day 2 - Word Search.pdf