

English

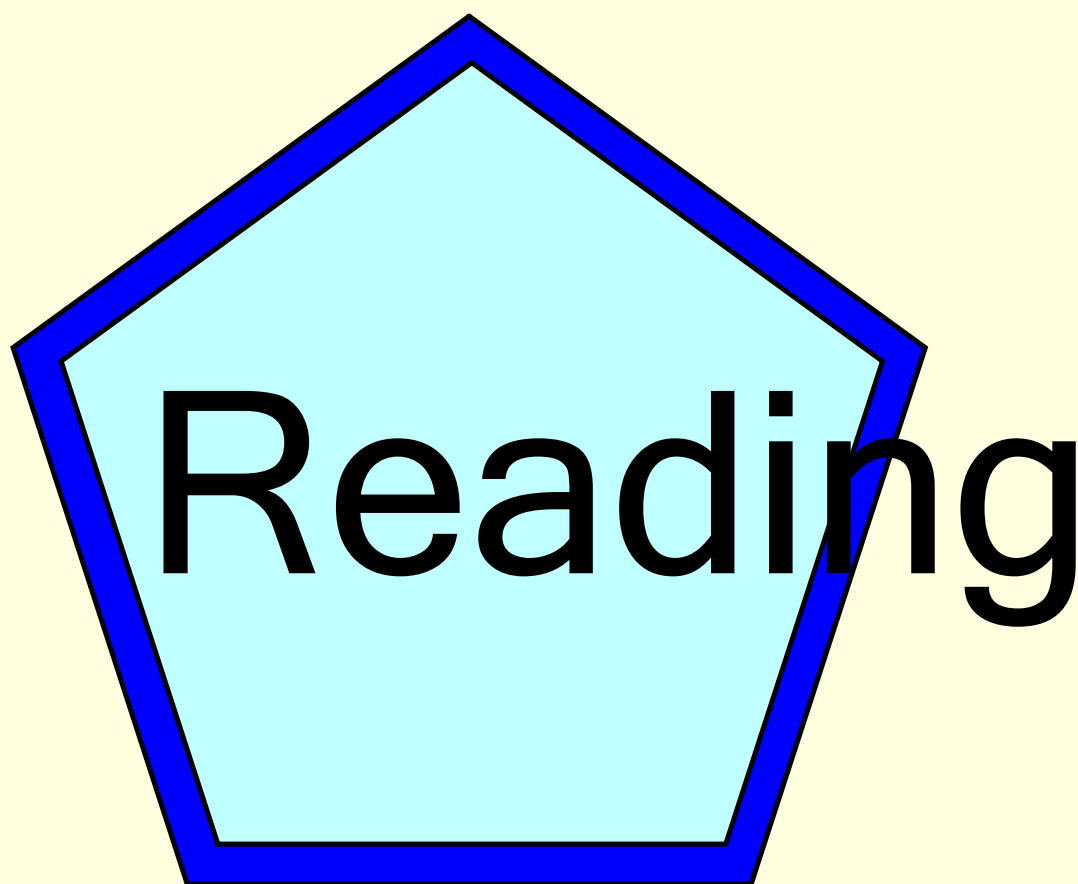
Year Two - English


Today your child will have:

- A handwriting task to complete.
- A Reading task
- An English challenge to complete.
- Optional extra tasks.




Handwriting





Reading in 60 seconds



How to play 'Go Fish'

Today's text should take you 60 seconds to read. Challenge yourself to read it in 60 seconds. How far did you manage to read?

Once you have read all of the text, answer the questions on the opposite side.

File name for
task resources

Go Fish Activity Card



English

Our Learning Objective:

I can use the suffix ending -ed, to change verbs from the present tense to the past tense.

Today we are going to be continuing looking at the suffix ending 'ed' to verbs, but looking at a new spelling rule. Today we are going to be doubling the consonant.



Mr Morgan



Mrs Hoyle

Say the word and clap the syllables (beats).



-ed sometimes we have to double the consonant at the end of a word, before we add -ed.

RULE:

In words of one syllable, that end with a single consonant, with a single vowel before it...

If a word...

has only one syllable **skip**

ends with a single consonant **skip**


and has a single vowel before the consonant... **skip**

Yes!

Yes!

Yes!

then the **consonant** is **doubled** before the suffix (ending) is added.

A cartoon illustration of a boy with brown hair, wearing a purple long-sleeved shirt and black shorts, jumping rope. He is holding red handles and the rope is green. Three speech bubbles, each containing the word "Yes!", are positioned around him. The background of the entire graphic is a light pink color with a faint floral pattern.

Lets have a look at some words, that follow this rule.

stop—→

skip—→

ship—→

pat



English Task

Doubbling the consonant

Read the words on the sheet.

Change the present tense verbs into the past tense?

Are you able to create some sentences using the different past tense verbs?

Double the Consonant and Add -ed
(to make the past tense)

1. Turn these words into the past tense by doubling the final consonant and adding -ed:
e.g. hop → hopped

skip → _____	jog → _____
trip → _____	drag → _____
hug → _____	beg → _____
grin → _____	dip → _____
drop → _____	flip → _____

2. Write some sentences below using these words you made. Remember capital letters and full stops:

.....

.....

.....

.....

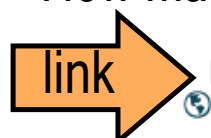
File name for
task resources

Double the consonant + 'ed'

Optional tasks

Spelling games

Click on the link below and choose a game to play.
How many words can you spell correctly?



https://www.spellzone.com/word_lists/games-482003.htm

Creative task

Creating a jigsaw with past and present verbs. Using the different rules you have learnt so far, create a jigsaw with past and present tense verbs.

Spelling shed/LEXIA

Practice spelling your common exception words and spelling words containing all the phonemes you have learnt.

If you have any questions please email

keystage1@cookridge.leeds.sch.uk

Attachments

RIC text - Day 2.docx

Day 2 - Word Search.pdf