A close-up photograph of a young child with dark hair, looking down intently at a small, iridescent green beetle on a grey, textured surface. The child is holding a magnifying glass over the beetle. The background is blurred, showing more of the child's face and hands. In the top right corner, there are two small, semi-transparent navigation icons: a left-pointing chevron and a right-pointing chevron.

Welcome to the Cookridge  
Primary School Family!

**Children are born with a natural curiosity and a desire to learn.**

**It is an eagerness to explore, discover and figure things out.**

**The more explorative a child is, the more they learn.  
Nurturing this curiosity is one of the most important ways we can help children to become life-long learners.**



## Our Vision

- Lifelong Learners
- Journey of Discovery
- Part to play in Society
- Future Society





# Reception Staff

Deputy Headteacher



Mr Kerr

Teacher



Mr Verdi

Teacher



Miss Rushworth

---

## Support Staff



Mrs Arnott



Mrs Bray



Ms Colefax

# Safeguarding

## Cookridge Primary School: Child Protection

### The safety of children is our number 1 priority!

Our school is committed to safeguarding and promoting the wellbeing of all children, staff and visitors. In order to sustain high levels of safeguarding, visitors and volunteers are expected to share this commitment. If you are concerned about a child and would like to speak to someone please speak to a Designated Officer.



### Who are the Child Protection Designated Officers?



Mrs Brosnan

Lead CPO - Family and Support Officer



CPO

Mr Kershaw  
Assistant Headteacher



Lead CPO

Mrs Hunter  
Headteacher



CPO

Mr Kerr  
Deputy Headteacher

# Reception Classes/Family groups

Within the first three weeks the children will be allocated a family group. Groups will be decided based on friendships, preferred learning styles and need (*Parents will be informed when the groups are established*).

The children will then get to name their family group.

Discreet teaching of phonics and maths will take place in these groups once good learning behaviours have been established.



It is important to note that the family groups will remain fluid according to the needs of the children, which means they may change around a little throughout the year. But please be reassured that if this happens parents will be informed of any changes.

## Early Learning Goals

- Through out reception, staff will use the Cookridge Development Matters to help monitor children's development.
- By the end of Reception children will be assessed using the Early Learning Goals (ELGs)
- This document can be found under 'Useful Links' section on the 'New Starters' Page on our website -





**Exciting, real-life projects**



**Strong links with parents**



**Forest schools: outdoor investigation**



**Motivating and inspirational**

**We have the responsibility to give an education promoting lifelong learning combined with a thirst for knowledge, inclusion for all, knowledge and understanding of life and how to deal with its problems.**





# Transition to Reception

## **Optional Parent/Carer meeting**

**Meetings will take place at school with Mr Kerr on 13<sup>th</sup> July. This is a meeting for those parents who feel they need a more detailed discussion about their children. Please sign up on the parent form on the website to book a time slot that is convenient to you.**

## **Stay and Play sessions**

**It is vital that your child is comfortable and happy in their new school environment. To help with this, we hold stay and play sessions where your child is gradually eased into school life. Stay-and-play sessions will take place on the 18<sup>th</sup> and 19<sup>th</sup> July.**

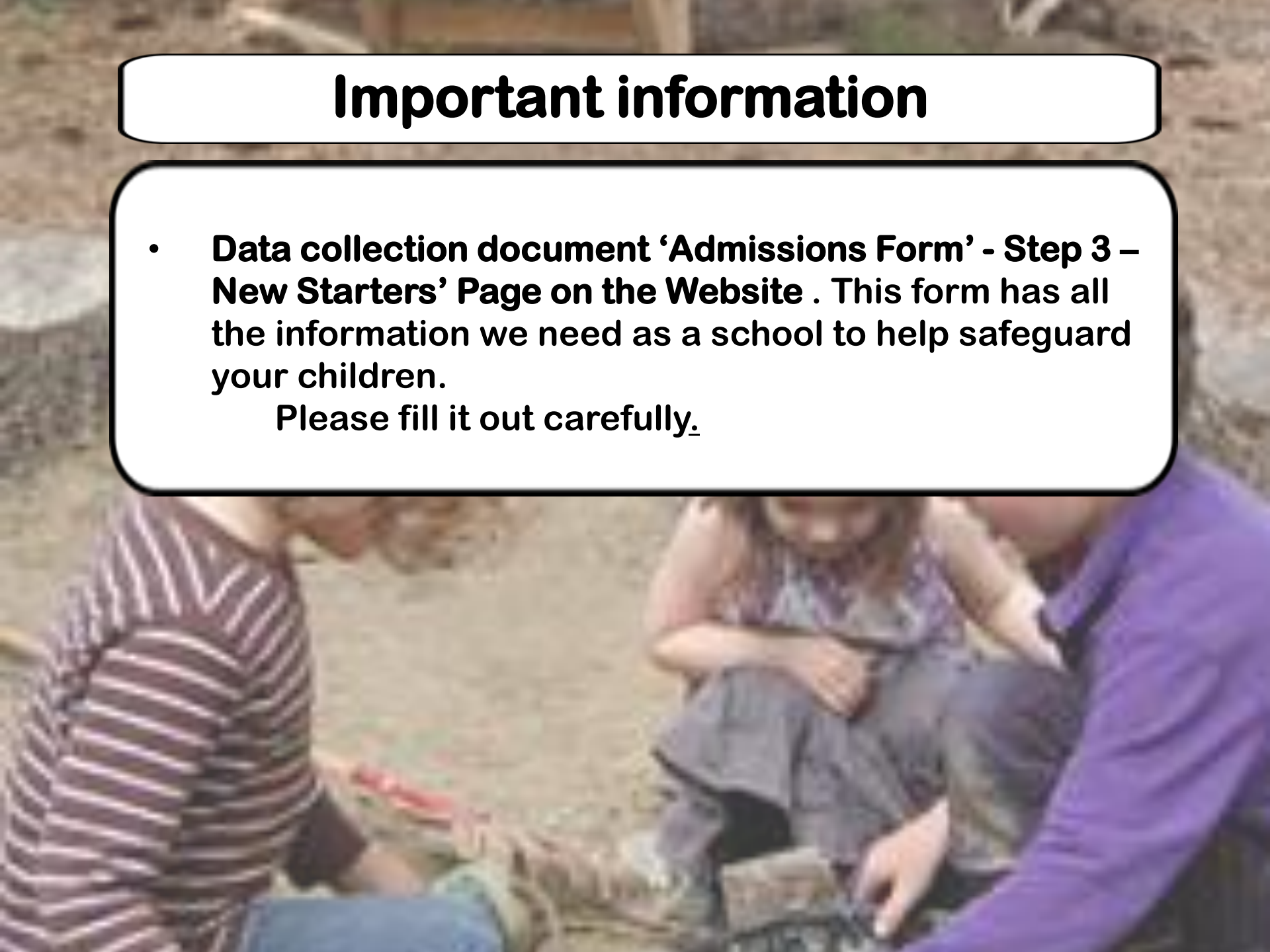
## **Teddy Bears' Picnic Monday 17<sup>th</sup> July**

**We ask you to bring a picnic (snacks for your child/ren), and a teddy bear (or toy of your choice) and we will enjoy food, stories, games around the fire. It would be a good opportunity for your child to meet other children and for you to meet other parents.**

# Important information

- **Data collection document 'Admissions Form' - Step 3 – New Starters' Page on the Website . This form has all the information we need as a school to help safeguard your children.**

**Please fill it out carefully.**



# Transition

## July 2023

Monday	Tuesday	Wednesday	Thursday	Friday
17	18	19	20	21
Morning Teddy Bears' Picnic - 10:00 -11:00	Stay and play Red group - 9:45-10:45	Stay and play Blue group - 9:45-10:45		
	Stay and play Purple group - 9:45-10:45	Stay and play Green group - 9:45-10:45		

## September 2023

Monday	Tuesday	Wednesday	Thursday	Friday
04	05	06	07	08
School Training Day	8:40 - 11:30 All children in School (children <u>do not</u> stay for lunch)	8:40 - 11:30 All children in School (children <u>do not</u> stay for lunch)	8:40 - 1:00 All children in School (children <u>stay</u> for lunch)	8:40 - 1:00 All children in School (children <u>stay</u> for lunch)
11	12	13	14	15
8:40 - 1:00 All children in School (children <u>stay</u> for lunch)	8:40 - 1:00 All children in School (children <u>stay</u> for lunch)	8:40 - 3:20 All children in School (Children will stay for the whole day)	8:40 - 3:20 All children in School (Children will stay for the whole day)	8:40 - 3:20 All children in School (Children will stay for the whole day)
18	19	20	21	22
8:40 - 3:20 (All children will be full time from now on)	8:40 - 3:20	8:40 - 3:20	8:40 - 3:20	8:40 - 3:20



# Lunchtimes

- We usually run a family service at Cookridge Primary School. This helps to develop friendships and promotes independence.
- We are a Healthy School and we encourage all children to enjoy the balanced meals that we provide.
- Universal Free school (Different from Free School Meals) meals are provided for all children in Reception, Year 1 and Year 2.
- If your child has specific dietary needs or requirements please confirm this by writing it down on the admissions form.

The menu can be found on the school website



# Celebrating Success

We use an online profiling system called Tapestry. This programme allows you to access to your child's learning profile. In addition you can add your own observations of learning and experiences that take place outside of school.

To see your child's profile, you must provide us with the email addresses of everyone you'd like to access it. A form is available on our website that enables you to provide us with this information.

Over the course of the year we will aim to hold workshops directed at supporting parents with children's learning, for example, How to use Tapestry and Phonics, followed by Achieving the early learning goal in writing, later on in the year.



# Beehive

## (Before and After school club)

### **Breakfast Club:**

**Before School Club** is from 7.30am – 8.40am.

Breakfast is provided for all children within classrooms should they wish to partake.

**After School:** After School is from 3.20pm – 5.45pm.

- We will provide a snack at 4pm with a drink.

There will be activities at the After School Club such as art, craft, board games, ICT, play and (weather permitting) outdoor activities. We will also provide an area for reading and homework.

On the New Starters page there is a consultation on who would need before and after school provision.

Please follow the link to visit the Beehive webpage for more information

<https://www.cookridgeprimary.co.uk/parents-and-carers/beehive/>





Please take a look at the schools website for lots more information and download the School App for notifications.  
***Step 7 – New Starters' Page on the Website***

<https://www.cookridgeprimary.co.uk/>



HOME NEW STARTERS – SEPTEMBER 2022 ABOUT US PARENTS AND CARERS CHILDREN STATUTORY



Latest news

Uniform

Important  
information

School policies

Weekly newsletter Curriculum

# School Uniform

Please order your child's school uniform on the following website, a link can be found on the school website. Your child will be given a team point colour so you can order the correct colour PE kit to link with this. If you are unsure of your child's team point colour then please contact the school.



**THE SCHOOL UNIFORM SHOP**

THE SCHOOLWEAR SPECIALISTS

[www.uniwears.co.uk](http://www.uniwears.co.uk)





# What else do we need from you?

- 50/50 Partnership
- All uniform and clothing must have a name label (including shoes).
- To ensure your child has good attendance and punctuality at school.
- To ensure your child is toilet trained, unless your child has an underlying medical need (You will need to speak to the school SENCO about this).
- Please try and make sure your child can button up/zip up their own coat.
- On Forest School days, please make sure you send your child into school with a pair of named Wellies in a separate bag. You will be given notice of when these days will be.
- The correct uniform – please check the website. Only the uniform outlined on the website is part of the official uniform. Your child's team point colour will indicate what colour PE kit they will need.
- Book bags – we use bags for providing reading books and for children's work. Please ensure your child has one.



## Ascenders

Handwriting practice row for Ascenders. The row contains the letters Dd, Tt, Lll, Bb, Hh, Kk. Below the letters are instructions for stroke order and direction, accompanied by illustrations of a caterpillar, a giraffe, and a robot.

- Dd:** Curly, curly caterpillar, up to the top and down
- Tt:** Long-legged giraffe and curl, up halfway for the hat
- Lll:** Long-legged giraffe and curl
- Bb:** One armed robot, down with the body up for the arm and around
- Hh:** One armed robot, down with the body up for the arm and over
- Kk:** One armed robot, down with the body up for the arm, around and down

Both

## Descenders

Handwriting practice row for Descenders. The row contains the letters Gg, Qq, Jj, Yy, Pp, Ff. Below the letters are instructions for stroke order and direction, accompanied by illustrations of a caterpillar, a giraffe, and a robot.

- Gg:** Curly, curly caterpillar, up and down below the line for a monkey tail
- Qq:** Curly, curly caterpillar, up and down below the line for a flick
- Jj:** Long-legged giraffe below the line and curl, the other way, and dot
- Yy:** Long-legged giraffe and Long-legged giraffe down to a monkey tail
- Pp:** One armed robot, down with the body, below the line, up for the arm and around
- Ff:** Curly, curly caterpillar and down below the line for a monkey tail. Up halfway for the hat

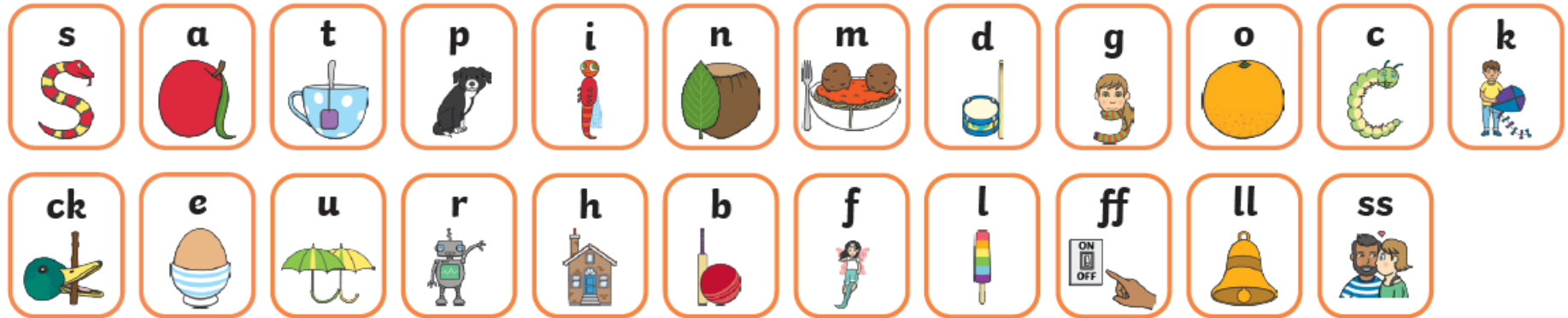
Handwriting practice row for mixed letters. The row contains the letters Cc, Aa, Oo, Ee, Ss, Rr, Nn, Mm. Below the letters are instructions for stroke order and direction, accompanied by illustrations of a caterpillar, a giraffe, and a robot.

- Cc:** Curly, curly caterpillar
- Aa:** Curly, curly caterpillar, up and down
- Oo:** Curly, curly caterpillar, all the way around
- Ee:** Up to Curly, curly caterpillar
- Ss:** Curly, curly caterpillar, and around
- Rr:** One armed robot, down with the body up for the arm
- Nn:** One armed robot, down with the body up for the arm and over
- Mm:** One armed robot, down with the body up for the arm, down with the body up for the arm

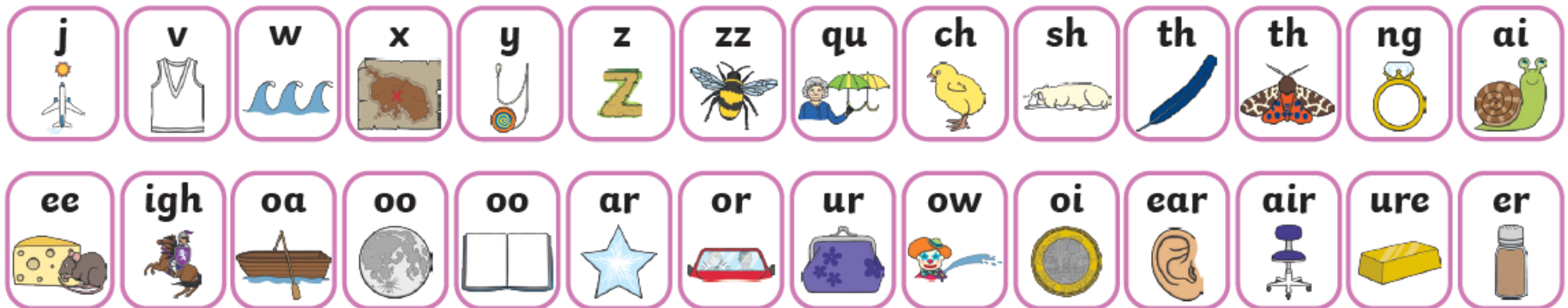
Handwriting practice row for mixed letters. The row contains the letters Ii, Uu, Vv, Ww, Xx, Zz. Below the letters are instructions for stroke order and direction, accompanied by illustrations of a giraffe and a monster.

- Ii:** Long-legged giraffe and curl, up for the dot
- Uu:** Long-legged giraffe and Long-legged giraffe
- Vv:** Zigzag - Monster
- Ww:** Zig - zag - Mon - ster
- Xx:** Cross Zigzag - Monster
- Zz:** Zig - zag - Monster

## Level 2 Sounds



## Level 3 Sounds



# More Resources

For more resources please see the subject guidance page:

Curriculum Offer:

<https://www.cookridgeprimary.co.uk/homepage/statutory/curriculum-offer/>

English – Phonics, Early Reading video, Early Writing video:

<https://www.cookridgeprimary.co.uk/homepage/statutory/curriculum-offer/english/>



# **Safeguarding**

## **Social Media**

**Tapestry is a vital online tool that allows us to track your child's progress. You will receive posts with pictures of your child working alongside others. Please do not publish any picture on social media that you receive on Tapestry if it contains another child.**

**If you have any concerns with anything at all, come and speak to us as soon as possible. Often, matters can be quickly resolved by speaking to those that can instantly make a difference. We work very hard to do the best by our children and by you.**

The background of the slide shows a child wearing a purple shirt, partially visible on the right side. The child appears to be sitting on the ground, possibly outdoors.

# **We're here!**

**The Reception team are working hard to ensure our new children are supported and comfortable in their transition to Reception. We are also here to answer any questions or concerns that you may have:**

## **Thank you.**