

# Year 6

## End of KS2 Assessment Workshop



Please take and keep a copy of any of the materials you have on your table!

# How and why do we assess children?



Statutory formal assessments throughout school.

- Reception Baseline Assessment
- Phonics Screening Check - Year 1
- End of KS1 Assessments (now optional)
- Multiplication Tables Check (Year 4)
- End of KS2 Assessments (Year 6)

These are assessments that we have to make our children complete and the results are sent to the DFE.

How and why do we assess children?



So we know what knowledge and skills our children have retained and what they still need to know!

# How and why do we assess children?



## Assessment for Learning (AFL)

### Formative AFL

This is the ongoing assessment from the teacher during lessons. The teacher will be constantly assessing how a child is doing through conversations and working with the child as well as when marking books.

# How might this look in books?



A yellow highlighted sticker means the child has met the objective of the lesson.

MC

If a child has met the objective, they may be given an MC (mastery challenge) which will challenge the child further.

# How might this look in books?



A blue highlighted sticker means the child has not yet met the objective of the lesson.

IC

If a child hasn't met the objective, they may be given an IC (improvement challenge) which will aim to fill in any gaps in knowledge that would then allow them to improve further.

Same Day Intervention

In maths, if a gap in a child's knowledge is identified within a lesson then they may go in to same day intervention.

Ways that a teacher uses formative assessment?



## Maths

Fluency 15 - please have a look at some examples on your table - have a go at them if you feel brave!

Times Table Rockstars - accessible from home

Mathletics - accessible from home

On going in lessons - written and practical work






# Practical Application



It is vital that we ensure children draw links between the 'real-world' and the learning they are doing in the classroom.

We must ensure children can apply their skills to practical problems!





# Ways that a teacher uses formative assessment?



Are you ready?	Put in Order 1	Nearest Whole Number	Nearest 100?	Nearest 1000?	Rounding Numbers	Numbers from Words to Digits 1	Numbers from Words to Digits 2	Partition and rename 3	Place Value - Millions	Highest Common Factor	Lowest Common Multiple	Prime or Composite?	Test
<input type="checkbox"/>	<input type="checkbox"/>	<input type="checkbox"/>	<input type="checkbox"/>	<input type="checkbox"/>	<input type="checkbox"/>	<input type="checkbox"/>	<input type="checkbox"/>	<input type="checkbox"/>	<input type="checkbox"/>	<input type="checkbox"/>	<input type="checkbox"/>	<input type="checkbox"/>	<input type="checkbox"/>
80%	90%	80%	80%	100%	50%	100%	80%	50%	90%		90%	80%	
20%	100%	90%	100%	100%	80%	90%	50%	0%	80%	20%	0%	70%	13%
53%	90%	90%	50%	90%	90%	100%	100%	100%	100%	80%	0%	60%	38%
80%	100%	90%	100%	100%	80%	80%	100%	90%	100%	50%	40%	70%	79%
80%	0%	0%	100%	70%	100%	0%	10%	40%	100%	10%	30%	40%	54%
73%	100%	100%	100%	100%	70%	100%	100%	90%	80%	50%	70%	60%	
93%	100%	80%	80%	100%	100%	90%	90%	90%	100%	30%	60%	80%	
73%	60%	90%	60%	90%	90%	100%	100%	50%	100%	20%	30%	70%	63%
87%	100%	100%	100%	100%	90%			80%	100%				67%
80%	100%	100%	100%	90%	100%	100%	90%	60%	100%	50%	60%	60%	54%

	10	2	5	3	4	8	6	7	9	11	12
10	10 × 10	10 × 2	10 × 5	10 × 3	10 × 4	10 × 8	10 × 6	10 × 7	10 × 9	10 × 11	10 × 12
2	2 × 10	2 × 2	2 × 5	2 × 3	2 × 4	2 × 8	2 × 6	2 × 7	2 × 9	2 × 11	2 × 12
5	5 × 10	5 × 2	5 × 5	5 × 3	5 × 4	5 × 8	5 × 6	5 × 7	5 × 9	5 × 11	5 × 12
3	3 × 10	3 × 2	3 × 5	3 × 3	3 × 4	3 × 8	3 × 6	3 × 7	3 × 9	3 × 11	3 × 12
4	4 × 10	4 × 2	4 × 5	4 × 3	4 × 4	4 × 8	4 × 6	4 × 7	4 × 9	4 × 11	4 × 12
8	8 × 10	8 × 2	8 × 5	8 × 3	8 × 4	8 × 8	8 × 6	8 × 7	8 × 9	8 × 11	8 × 12
6	6 × 10	6 × 2	6 × 5	6 × 3	6 × 4	6 × 8	6 × 6	6 × 7	6 × 9	6 × 11	6 × 12
7	7 × 10	7 × 2	7 × 5	7 × 3	7 × 4	7 × 8	7 × 6	7 × 7	7 × 9	7 × 11	7 × 12
9	9 × 10	9 × 2	9 × 5	9 × 3	9 × 4	9 × 8	9 × 6	9 × 7	9 × 9	9 × 11	9 × 12
11	11 × 10	11 × 2	11 × 5	11 × 3	11 × 4	11 × 8	11 × 6	11 × 7	11 × 9	11 × 11	11 × 12
12	12 × 10	12 × 2	12 × 5	12 × 3	12 × 4	12 × 8	12 × 6	12 × 7	12 × 9	12 × 11	12 × 12

Ways that a teacher uses formative assessment?



## English

SPaG Fluency - please have a look at some examples on your table. Have a go at them, if you feel brave!

Spelling Shed - accessible from home

Spelling Lists - have a look at the statutory words on your table from Y3-Y6!

Reading Books

On going in lessons!



**Spelling Shed**

# Summative Assessment



Summative assessment is the use of more formal tests to determine where a child is 'at'.

In Year 6 we use summative assessments half-termly.

Why?

Allows teachers to identify prior knowledge quickly.

Allows pupils to become familiar with the layout, wording and conditions that the 'real' SATs puts them under.

We want them to be as stress-free as possible.

# End of Key Stage 2 Assessments (SATs)



11th May 2026 to 15th May 2026

11th May - SPaG Paper 1 (45 min)

- Spelling Paper

12th May - Reading Paper (1 hour)

13th May - Maths Paper 1 (Arithmetic - 30 min)

- Maths Paper 2 (Reasoning - 40 min)

14th May - Maths Paper 3 (Reasoning - 40 min)

On your table you have some examples of full test papers from a previous year.

# Frequently Asked Questions



## **Why do they not do a writing SATs test?**

Writing is teacher assessed. Over the course of Year 6 we complete many writes and we submit our teacher assessment for this.

## **Can you change the day they do their SATs?**

Unfortunately not, all schools must complete them on the same day unless there are exceptional circumstances.

## **Can the children ask for help?**

We cannot help the children to answer the questions; however, we can read questions to them (not in the reading paper).

# Frequently Asked Questions



## How can we help at home?

Any revision your child can do at home will benefit them greatly.

- The online platforms we have discussed previously.
- Completed papers the children have brought home.
- Reading a variety of texts at home.
- Spelling List
- Revision Guides - CGP etc.



**don't  
stress  
for  
SUCCESS.**



Our priority is to have children who are relaxed, calm, confident and focussed.

The test is about school.

- **Breakfast Club in class each morning.**
- **Treats/ drinks when doing tests.**
- **Extra break times and rewards throughout the week.**

# Your Turn - ask us questions!



On your table you have a few examples of questions taken from SATs papers - have a go at them and feel free to ask us any questions about anything you have heard today.



